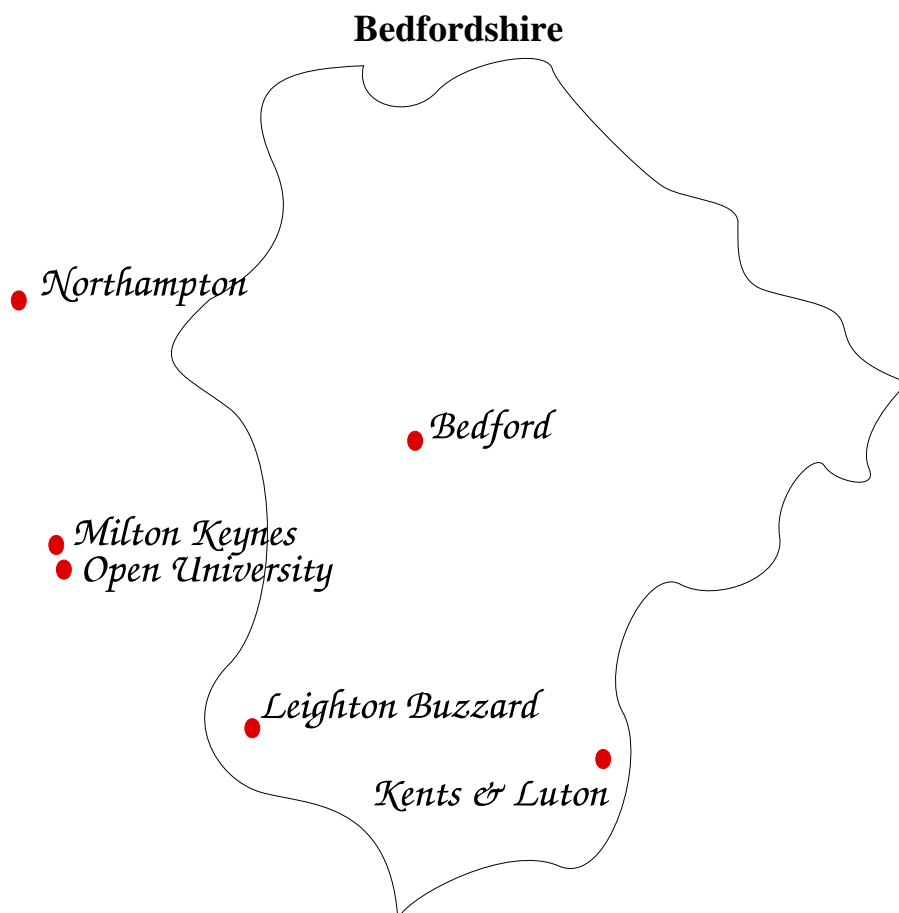


Contents

<p>2 Bedfordshire</p> <p>3 Berkshire</p> <p>4 Buckinghamshire</p> <p>5 Cambridgeshire County Collegiate</p> <p>Cheshire</p> <p>6 Chester</p> <p>7 Warrington</p> <p>7 Wirral</p> <p>8 Cleveland</p> <p>9 Cornwall</p> <p>10 Cumbria</p> <p>11 Derbyshire</p> <p>Devon</p> <p>12 County</p> <p>13 Exeter</p> <p>13 Torbay</p> <p>Dorset</p> <p>14 County</p> <p>15 Bournemouth</p> <p>16 Durham</p> <p>County</p> <p>Darlington</p> <p>Essex</p> <p>17 County</p> <p>18 North Essex</p> <p>18 Southend</p> <p>Gloucestershire</p> <p>19 North Gloucestershire</p> <p>20 Bristol</p> <p>Hampshire</p> <p>21 Portsmouth</p> <p>22 Southampton</p> <p>Hertfordshire</p> <p>23 Hertford</p> <p>23 U120</p> <p>24 County</p> <p>Kent</p> <p>25-26 County</p> <p>27 Thanet</p> <p>Lancashire</p> <p>28 Lancaster & Morecambe</p> <p>29 Blackpool & Fylde</p> <p>29 Central Lancashire</p> <p>29 East Lancashire</p> <p>30 Mersey</p> <p>31-32 Leicestershire</p> <p>33 Lincolnshire</p>	<p>London/Middlesex</p> <p>34 Banks</p> <p>35 London</p> <p>36 Central London</p> <p>36 Civil Service</p> <p>36 Croydon</p> <p>37 Hammersmith</p> <p>37 Hillingdon</p> <p>37 Middlesex</p> <p>38 North Circular</p> <p>38 Thames Valley</p> <p>Manchester</p> <p>39 Stockport</p> <p>40 Manchester</p> <p>40 Bolton</p> <p>40 Bury & Rochdale</p> <p>41 Norfolk</p> <p>42 Northamptonshire</p> <p>43-44 Northumberland</p> <p>45 Nottinghamshire</p> <p>46 Oxfordshire</p> <p>47 Shropshire</p> <p>48 Somerset</p> <p>Staffordshire</p> <p>49 Cannock</p> <p>50 North Staffs</p> <p>51 Wolverhampton</p> <p>Suffolk</p> <p>52 Bury Area</p> <p>53 County</p> <p>Surrey</p> <p>54-55 County</p> <p>55 Borders</p> <p>56 Sussex</p> <p>Warwickshire</p> <p>57-58 Birmingham</p> <p>59 Coventry</p> <p>60 Leamington</p> <p>61 Wiltshire</p> <p>Worcestershire</p> <p>62 County</p> <p>62 Worcester</p> <p>63 Dudley</p> <p>Yorkshire</p> <p>64 Calderdale</p> <p>65 Bradford</p> <p>65 Doncaster, Harrogate</p> <p>65 Huddersfield</p> <p>66 Hull</p> <p>66 Leeds</p> <p>66 York</p> <p>67 Sheffield</p> <p>68 County</p>
--	---

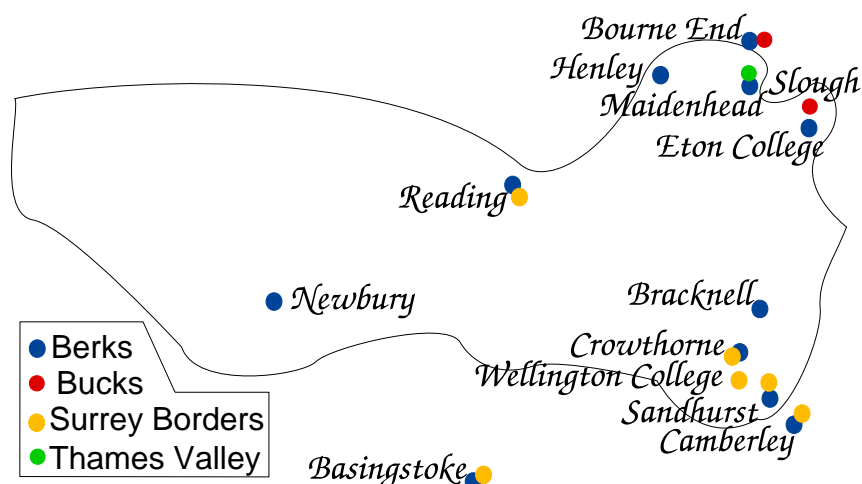


Division 1						Division 2					
Leighton Buzzard A	10	9	0	1	18	Kents Luton	10	8	1	1	17
Bedford A	10	8	1	1	17	Bedford D	10	5	1	4	11
Milton Keynes A	10	5	2	3	12	Leighton Buzzard B	10	4	1	5	9
Bedford B	10	4	1	5	9	Bedford C	10	3	3	4	9
Milton Keynes B	10	1	0	9	2	Open University	10	3	2	5	7
Northampton	10	1	0	9	1	Milton Keynes C	10	2	2	6	6

Matches are played over 5 boards with quickplay finishes.

Milton Keynes and Open University are I believe brands owned by the same club.

Berkshire



Division 1

Sandhurst A	10	10	0	0	10
Camberley A	10	7	1	2	7.5
Reading A	10	5	3	2	6.5
Crowthorne A	10	5	3	2	6.5
Maidenhead A	10	4	2	4	5
Reading B	10	4	2	4	5
Bourne End A	10	4	2	4	5
Crowthorne B	10	3	2	5	4
Camberley B	10	3	1	6	3.5
Basingstoke A	10	2	0	8	2
Eton College A	10	0	0	10	0

Division 2

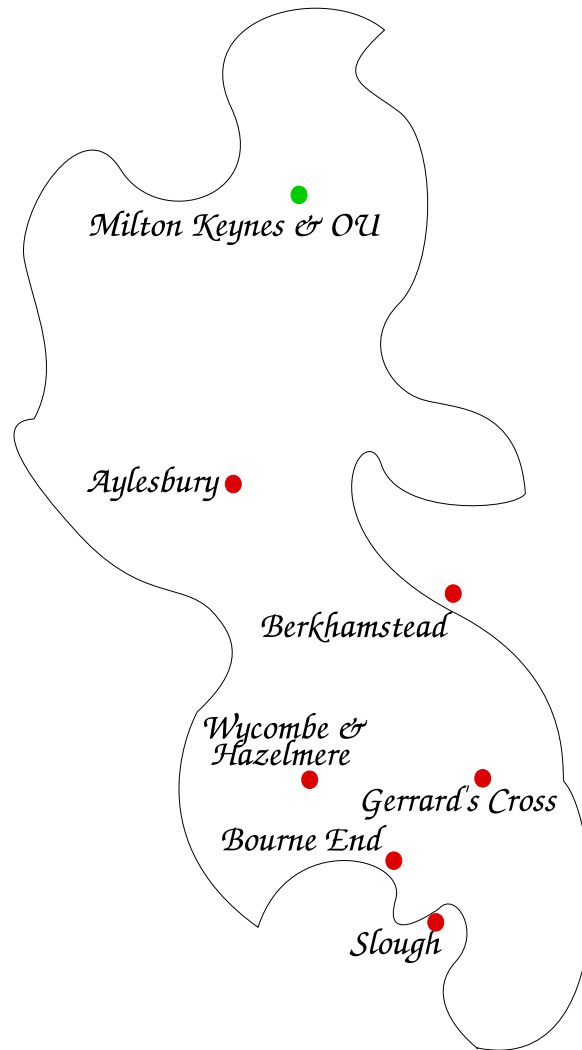
Sandhurst B	10	7	0	3	7
Reading C	10	5	3	2	6.5
Maidenhead B	10	5	3	2	6.5
Newbury A	10	2	4	4	4
Henley A	10	3	2	5	4
Bourne End B	10	1	2	7	2

Division 3

Camberley C	10	6	2	2	7
Maidenhead C	8	6	1	1	6.5
Bracknell A	10	4	4	2	6
Reading D	9	2	4	3	4
Crowthorne C	7	1	2	4	2
Eton College B	8	0	1	7	0.5

Matches are played over 6 boards with multiple finish on the night time controls available, including Fischer, quickplay finish after intermediate control, and no intermediate control. Adjournments are also possible in the top two divisions.

Buckinghamshire



Division 1

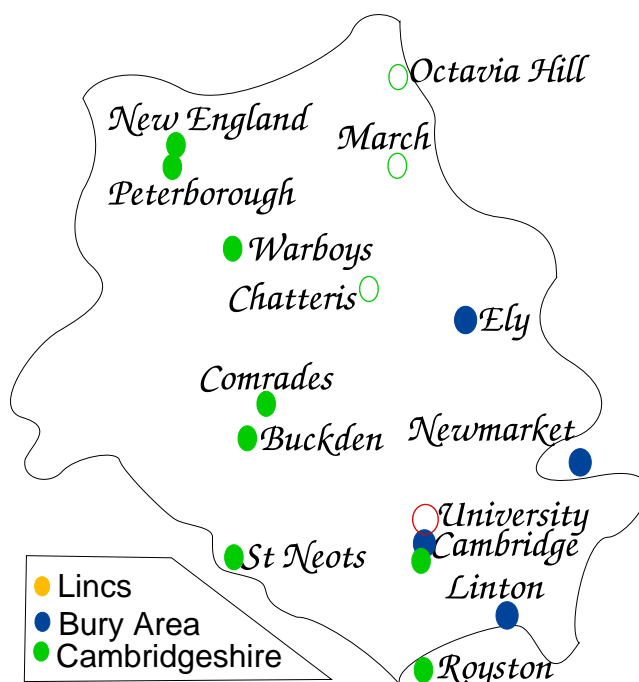
Wycombe & Hazlemere 1	10	9	0	1	18
Bourne End 1	10	8	0	2	16
Wycombe & Hazlemere 2	10	3	2	5	8
Berkhamsted 1	10	3	1	6	7
Gerrards Cross 1	10	2	2	6	6
Slough 1	10	2	1	7	5

Division 2

Bourne End 2	12	11	1	0	23
Wycombe & Hazlemere 3	12	7	1	4	15
Gerrards Cross 2	12	7	0	5	14
Aylesbury 1	12	5	2	5	12
Bourne End 3	12	2	3	7	7
Slough 2	12	2	3	7	7
Berkhamsted 2	12	3	0	9	6

Matches played over 6 boards with quickplay finishes.

Cambridgeshire



Division 1

Royston	10	9	1	0	19
Peterborough A	10	6	2	2	14
New England A	10	5	1	4	11
Cambridge Scholars	10	2	4	4	8
Warboys A	10	2	0	8	4
St Neots	10	2	0	8	4

Division 2

New England B	12	8	3	1	19
Warboys B	12	8	3	1	19
Spalding	12	4	4	4	12
Warboys C	12	3	6	3	12
Buckden A	12	3	4	5	10
Peterborough B	12	4	2	5	10
Buckden B	12	0	2	10	2

Matches are played over 5 boards in division one, four in division two, with quickplay finishes.

550 League

North

Warboys White Capes	8	7	0	1	14
New England C	8	4	2	2	10
New England Patriots	7	3	1	3	7
St Neots	7	1	2	4	4
Godmanchester Comrades	8	1	1	6	3

South

Warboys Dirty Macs	6	4	0	2	8
Royston	6	3	2	1	8
Cambridge Rowers	6	2	2	2	6
Cambridge Punters	6	0	2	4	2

There should be a play-off between the winners of the two sections.

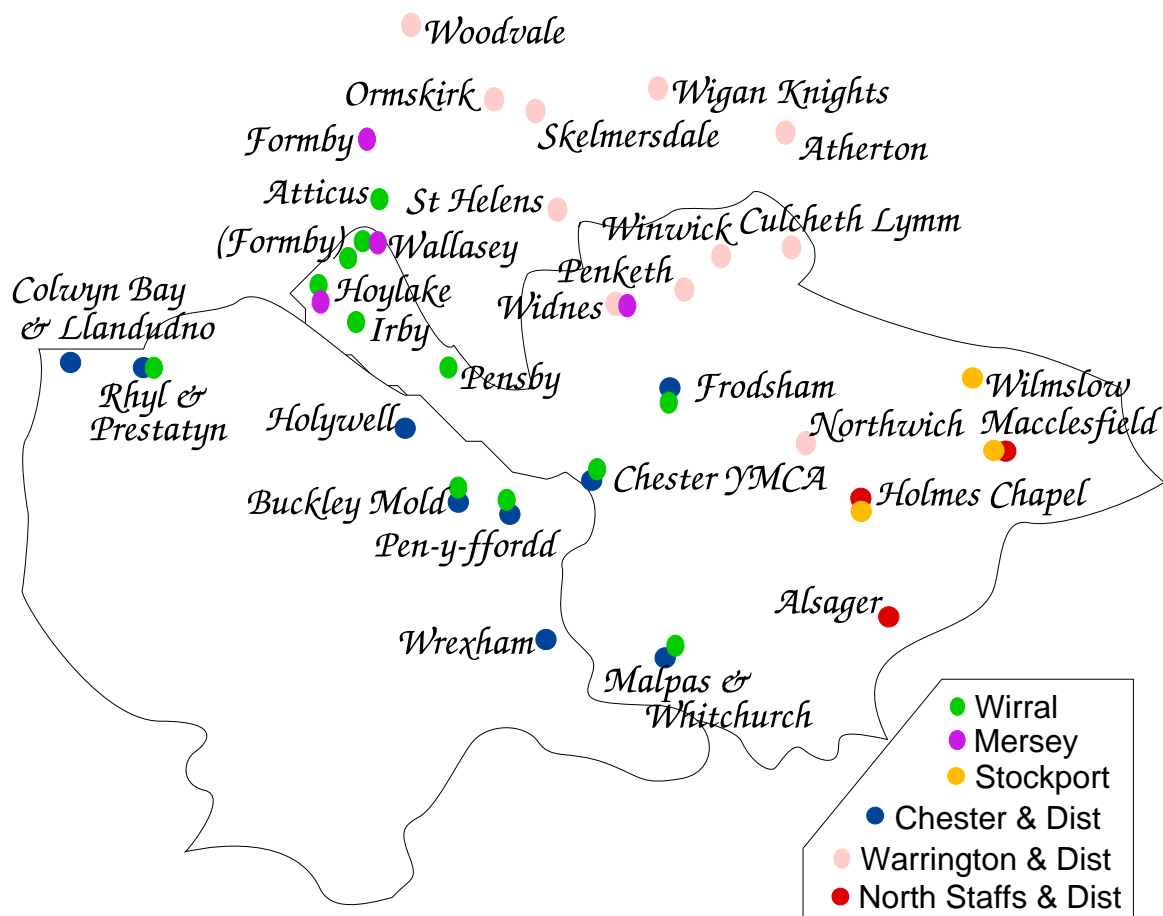
Matches are played over 4 boards with quickplay finishes. Total grade of team not to exceed 550, with a minimum counting grade of 100.

Cambridge College League

This year there were two divisions in the college league, but it would appear that these were nowhere near completed.

Participants: Christ's, Churchill, City, Emmanuel, Jesus, Queens and Trinity in division one; Clare, Corpus Christi, Peterhouse, Robinson, St Catharine's, St Johns and The Leys in division 2.

Cheshire



Chester

Division 1

Chester 1	10	9	0	1	9
Wrexham 1	10	4	3	3	5½
Chester 2	10	5	1	4	5½
Colwyn Bay 1	10	4	2	4	5
Chester 3	10	3	2	5	4
Rhyl & Prestatyn 1	10	1	0	9	1

Division 2

Buckley/Mold 1	14	10	1	3	10½
Wrexham 2	14	7	2	5	8
Holywell	14	6	3	5	7½
Chester 4	14	5	4	5	7
Frodsham	14	4	5	5	6½
Colwyn Bay 2	14	5	2	7	6
Malpas & Whitchurch	14	3	5	6	5½
Chester 5	14	4	2	8	5

Division 3

Colwyn Bay 3	14	11	2	1	12
Holywell Knights	14	11	0	3	11
Buckley/Mold 2	14	8	1	5	8½
Chester 6	14	6	3	5	7½
Rhyl & Prestatyn 2	14	4	1	9	4½
Penyffordd	14	3	3	8	4½
Chester 7	14	3	3	8	4½
Rhyl & Prestatyn 3	14	3	1	10	3½

Divisions one and two are played over 5 boards, division three over four. Quickplay finishes are used.

Warrington

Division 1						Division 3					
Atherton A	10	8	1	1	17	Skelmersdale	12	8	1	3	17
Culcheth/Lymm A	10	6	1	3	13	Woodvale	12	7	2	3	16
Wigan Knights A	10	4	3	3	11	Ormskirk B	12	7	2	3	16
Widnes A	10	4	1	5	9	Winwick B	12	6	2	4	14
St Helens A	10	3	1	6	7	Penketh B	12	5	2	5	12
St Helens B	10	1	1	8	3	St Helens C	12	4	0	8	8
						Ormskirk C	12	0	1	11	1
Division 2						Richard Furness 500 league					
Culcheth/Lymm B	12	9	1	2	19	Penketh	8	7	0	1	14
Winwick A	12	8	1	3	17	Northwich	8	5	1	2	11
Penketh A	12	7	0	5	14	St Helens	8	3	1	4	7
Atherton B	12	5	2	5	12	Winwick	8	2	1	5	5
Ormskirk A	12	5	1	6	11	Culcheth/Lymm	8	1	1	6	3
Wigan Knights B	12	3	0	9	6						
Northwich A	12	0	1	11	1						

Divisions one and two are played over 6 boards, division three over five. Default time control is G90, but adjournments are also available. The Richard Furness League is played over 4 boards.

Wirral

Division 1						Division 3					
Chester A	8	8	0	0	8	Frodsham	8	6	0	2	6
Penyffordd 1	8	5	1	2	5½	Chester F	8	5	1	2	5½
Chester B	8	5	1	2	5½	Penyffordd 2	8	4	3	1	5½
Wallasey 1	8	4	2	2	5	Buckley/Mold 3	8	3	3	2	4½
Hoylake/Great Meols 1	8	3	2	3	4	Hoylake/Great Meols 3	8	4	1	3	4½
Chester C	8	2	1	5	2½	Wallasey 6	8	4	0	4	4
Buckley/Mold 1	8	2	1	5	2½	Chester G	8	3	0	5	3
Wallasey 2	8	2	1	5	2½	Pensby 2	8	1	2	5	2
Formby	8	0	1	7	½	Chester H	8	0	2	6	1
Division 2						Division 4 U106					
Wallasey 3	9	5	3	1	6½	Chester K	5	3	2	0	4
Buckley/Mold 2	9	4	4	1	6	Chester J	5	2	3	0	3½
Hoylake/Great Meols 2	9	6	0	3	6	Wallasey 7	5	2	2	1	3
Atticus	9	4	3	2	5½	Rhyl & Prestatyn	5	0	4	1	2
Chester E	9	3	3	3	4½	Buckley/Mold 4	5	0	3	2	1½
Wallasey 4	9	3	3	3	4½	Irby	5	0	2	3	1
Chester D	9	3	3	3	4½						
Wallasey 5	9	2	2	5	3						
Malpas & Whitchurch	9	3	0	6	3						
Pensby 1	9	0	3	6	1½						

Top three divisions are played over 5 boards, division four over 4, with quickplay finishes.

Cleveland



A Division

Darlington A	12	9	2	1	20
Middlesbrough Rooks	12	8	2	2	18
Guisborough A	12	7	2	3	16
Elmwood A	12	4	4	4	12
Redcar A	12	3	2	7	8
Great Ayton A	12	3	2	7	8
Redcar B	12	1	0	11	2

B Division

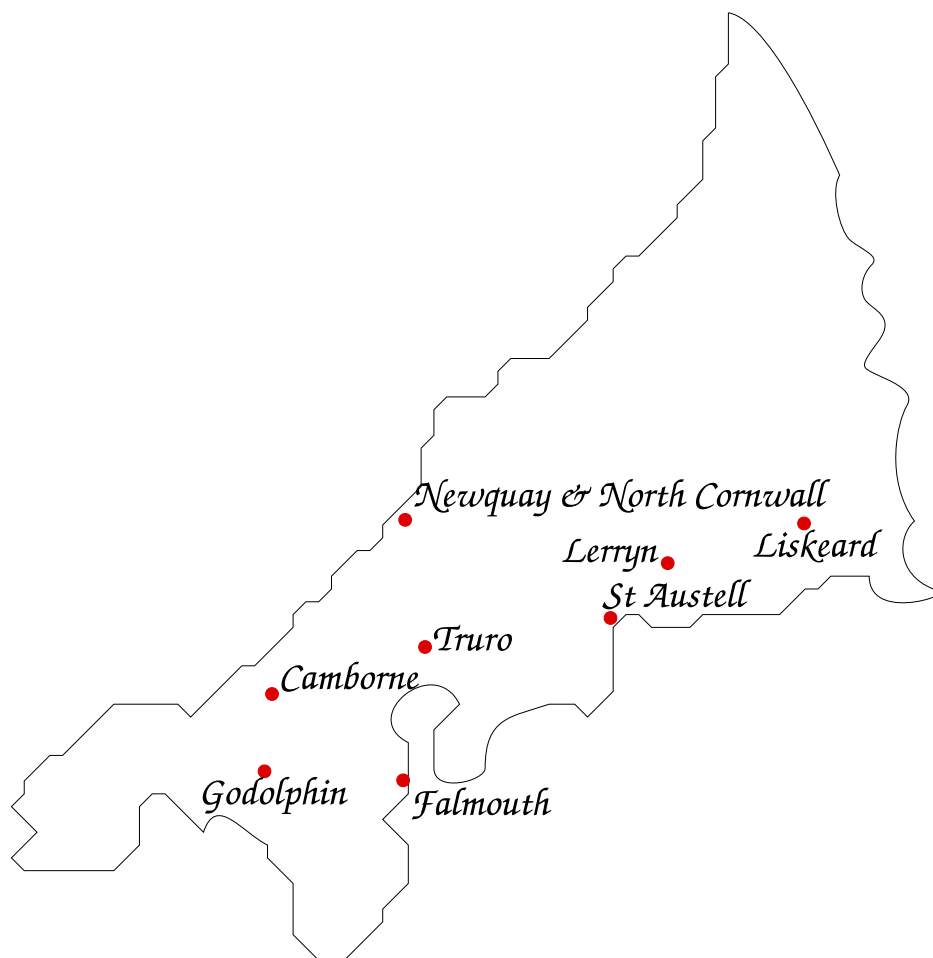
Thornaby Griffin	14	10	2	2	22
Middlesbrough Knights	14	11	0	3	22
Darlington B	14	8	4	2	20
Westgarth	14	6	5	3	17
Darlington C	14	4	5	5	13
Guisborough B	14	3	3	8	9
Elmwood B	14	1	3	10	5
Great Ayton B	14	2	0	12	4

C Division

Hartlepool	12	9	2	1	20
Billingham Synthonia	12	6	0	6	12
Elmwood C	12	5	0	7	10
Darlington D	12	4	1	7	9
Middlesbrough Bishops	12	4	1	7	9

Matches are played over five boards with quickplay finishes.

Cornwall



County Shield

Camborne	12	8	3	1	19
Truro	12	9	0	3	18
Newquay	12	6	2	4	14
Liskeard	12	2	1	9	5
Falmouth	12	1	2	9	4

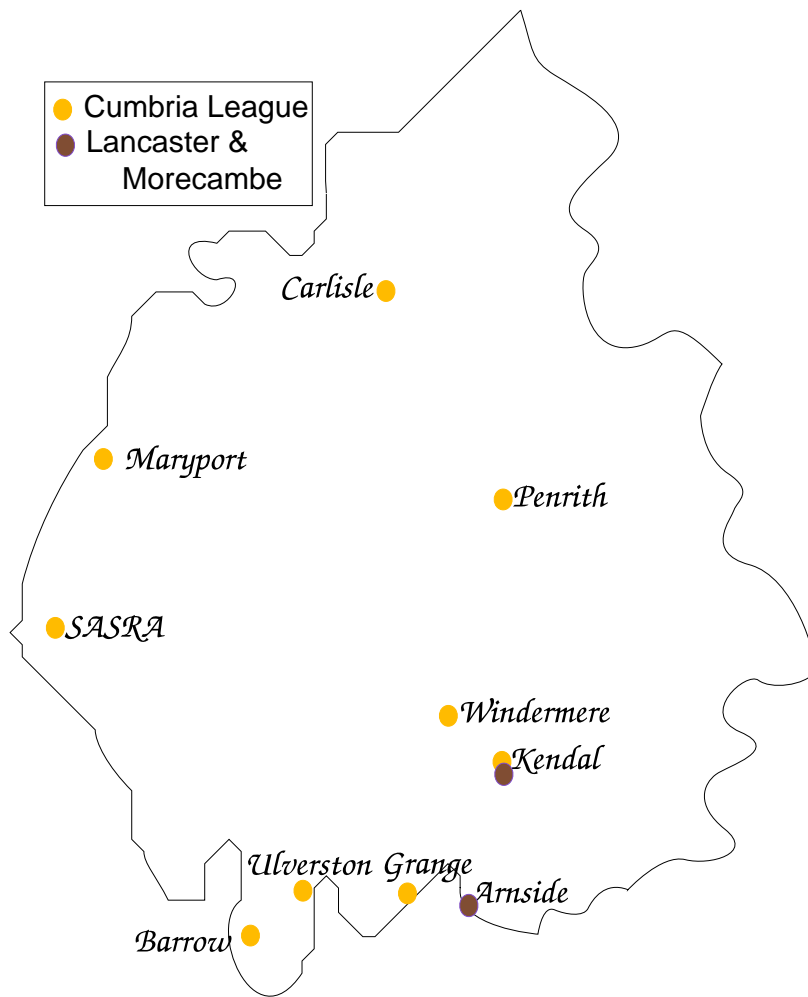
Roberts Cup U165

St Austell	12	10	1	1	21
Camborne	12	6	5	1	17
Newquay	12	6	3	3	15
Falmouth	12	4	4	4	12
Liskeard	12	3	4	5	10
Godolphin	12	1	3	8	5
Truro	12	1	2	9	4

Lerryn play only in the 500 League, which is rapidplay.

County Shield matches are played over 5 boards, Roberts Cup over 4. Quickplay finishes apply.

Cumbria



Division 1

Windermere A	12	40	8	83.3%
Barrow A	12	29	19	60.4
Carlisle A	12	28	20	58.3
Carlisle B	11	22	22	50.0
Penrith A	11	18.5	25.5	42.0
Grange A	12	16.5	31.5	34.4
Sasra	12	10	38	20.8

Division 2 South

Kendal	5	15	5	75.0
Windermere B	5	12.5	7.5	62.5
Barrow B	5	9.5	10.5	47.5
Windermere C	5	8	12	40.0
Grange B	5	7.5	12.5	37.5
Ulverston	5	7.5	12.5	37.5

Matches in all divisions played over 4 boards

Division 2 North

Maryport	4	12.5	3.5	78.1
Penrith C	4	10	6	62.5
Penrith B	4	8.5	7.5	53.1
Carlisle C	4	4.5	11.5	28.1
Penrith D	4	4.5	11.5	28.1

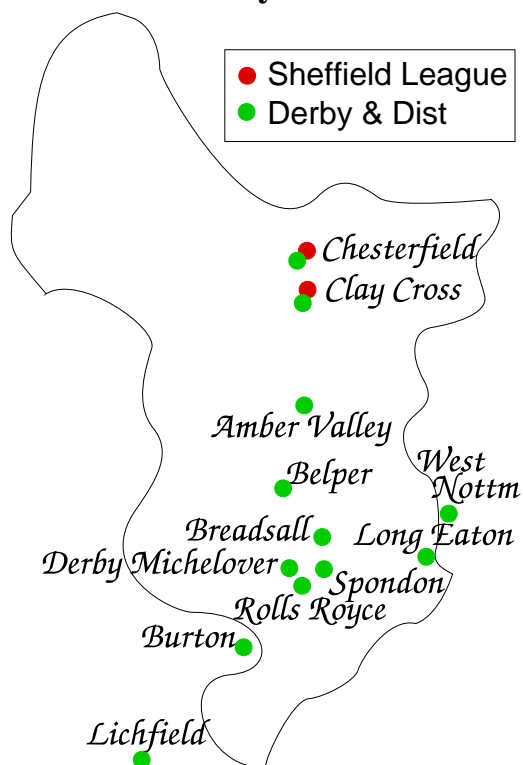
Division 2 Phase two top

Maryport	3	8	4	66.7
Penrith B	3	7	5	58.3
Kendal	3	4.5	7.5	37.5
Penrith C	3	4.5	7.5	37.5

Division 2 Phase two bottom

Ulverston	3	5.5	6.5	45.8
Grange B	2	5	3	62.5
Barrow B	3	5	7	41.7
Carlisle C	1	2.5	1.5	62.5
Windermere B	1	2.5	1.5	62.5
Windermere C	1	2	2	50.0
Penrith D	1	1.5	2.5	37.5

Derbyshire



Division 1

Breadsall	14	8	4	2	20
Chesterfield A	14	7	5	2	19
Belper A	14	8	2	4	18
Chesterfield B	14	7	3	4	17
Burton A	14	5	4	5	14
Derby/Mick A	14	5	2	7	12
Derby/Mick B	14	4	1	9	9
Burton B	14	1	1	12	3

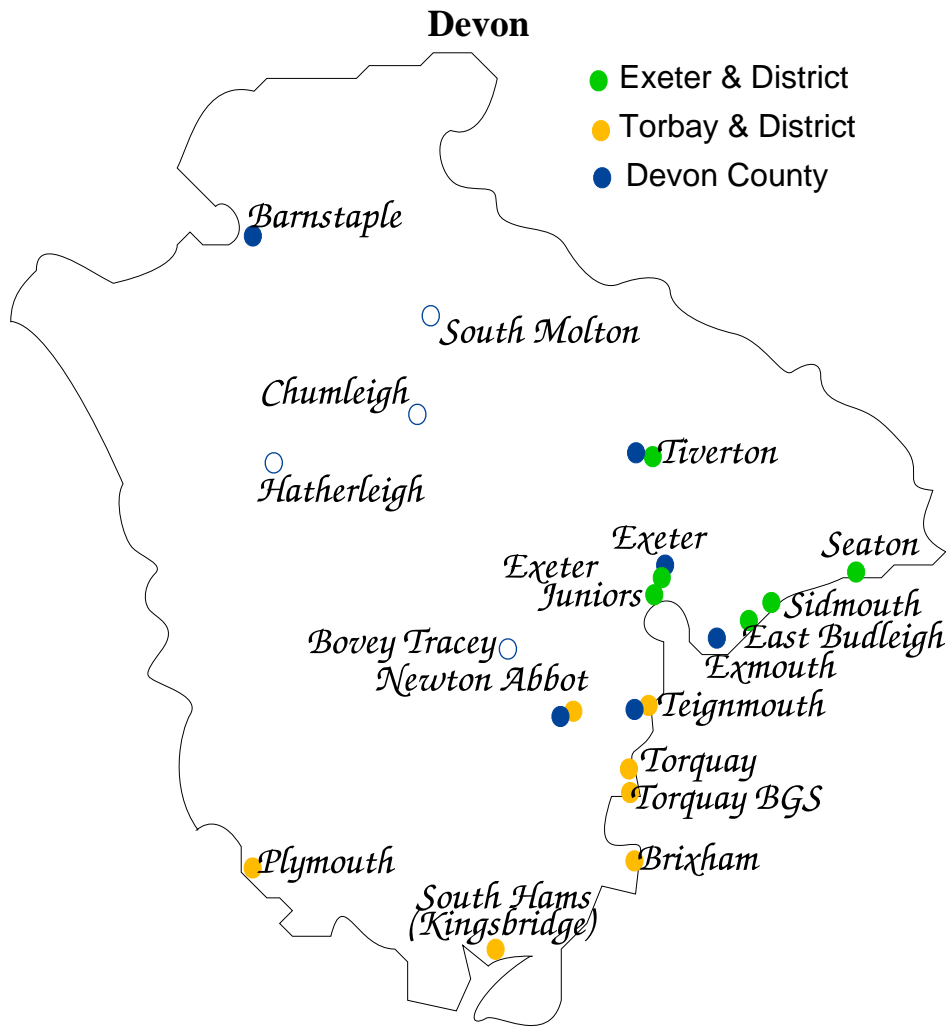
Division 3

Spondon B	14	9	3	2	21
Derby/Mick C	14	10	0	4	20
Derby/Mick D	14	7	3	4	17
Belper C	14	6	3	5	15
Rolls Royce B	14	5	4	5	14
Long Eaton	14	2	5	7	9
Belper D	14	3	3	8	9
Spondon C	14	2	3	9	7

Division 2

Belper B	14	8	3	3	19
West Nottingham	14	8	3	3	19
Clay Cross	14	8	2	4	18
Rolls Royce A	14	7	2	5	16
Lichfield A	14	5	3	6	13
Spondon A	14	4	5	5	13
Chesterfield C	14	4	2	8	10
Amber Valley	14	0	4	10	4

Matches are played over four boards and employ quickplay finishes.



County

Division 1: Bremridge

Exmouth	4	3	1	0	7
Tiverton	4	2	1	1	5
Newton Abbot	4	2	0	2	4
Exeter	4	2	0	2	4
Teignmouth	4	0	0	4	0

Division 3: Schofield

Newton Abbot	4	1	3	0	5
Tiverton	4	1	2	1	4
Teignmouth	4	0	3	1	3

Division 2: Mamhead

Barnstaple	4	2	2	0	6
Tiverton	4	2	1	1	5
Teignmouth	4	2	1	1	5
Exmouth	4	1	1	2	3
Newton Abbot	4	0	1	3	1

Division 4: Moyle

Barnstaple	4	2	2	0	6
Exeter	4	2	2	0	6
Tiverton	4	1	3	0	5
Newton Abbot	4	0	2	2	2
Teignmouth	4	0	1	3	1

Bremridge contested over 6 boards, other divisions over 4. Team grade limits of U640, U560 and U480 apply to divisions 2 to 4 respectively. Quickplay finishes are used.

Exeter League

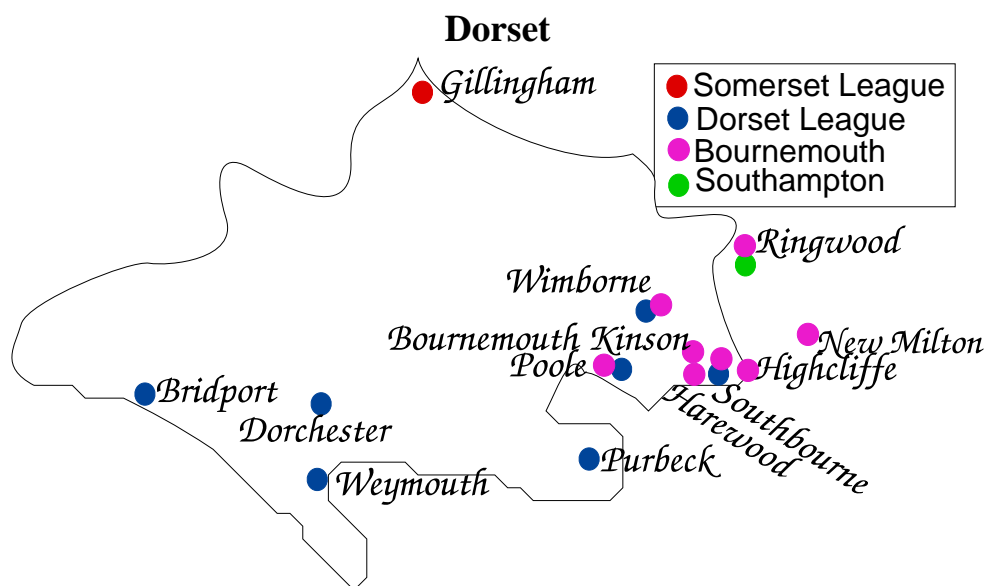
Premiership (Limit 640)					Championship (Limit 480)						
Newton Abbot	3	2	1	0	5	Exeter Gambits	4	4	0	0	8
Exeter Rooks	3	1	1	1	3	Just Seaton	4	3	0	1	6
Exeter Bishops	3	1	1	1	3	Sidmouth Rovers	4	1	1	2	3
Tiverton Titans	3	0	1	2	1	Tiverton Tigers	4	1	0	3	2
						East Budleigh Explorers	4	0	1	3	1

Matches are played over 4 boards.

Torbay League

Division 1					Division 3						
Plymouth	6	4	1	1	9	Plymouth	10	8	2	0	16
Teignmouth	6	2	3	1	7	Newton Abbot	10	5	2	3	12
Newton Abbot	6	3	1	2	7	South Hams	10	4	4	2	12
Torquay	6	0	1	5	1	Teignmouth	10	3	4	3	10
						Torquay	10	2	1	7	5
						Torquay Boys GS	10	1	1	8	3
Division 2					Division 4 U121						
Newton Abbot Bishops	6	3	2	1	8	Plymouth	6	4	2	0	10
Teignmouth	6	3	1	2	7	South Hams	6	2	2	2	6
Newton Abbot Knights	6	2	3	1	7	Teignmouth	6	2	2	2	6
Brixham	6	0	2	4	2	Newton Abbot	6	1	0	5	2

All league matches contested over 4 boards using quickplay finishes. Team total grades limited to U540 in division 2, U480 in division 3 and U420 in division 4.



County League

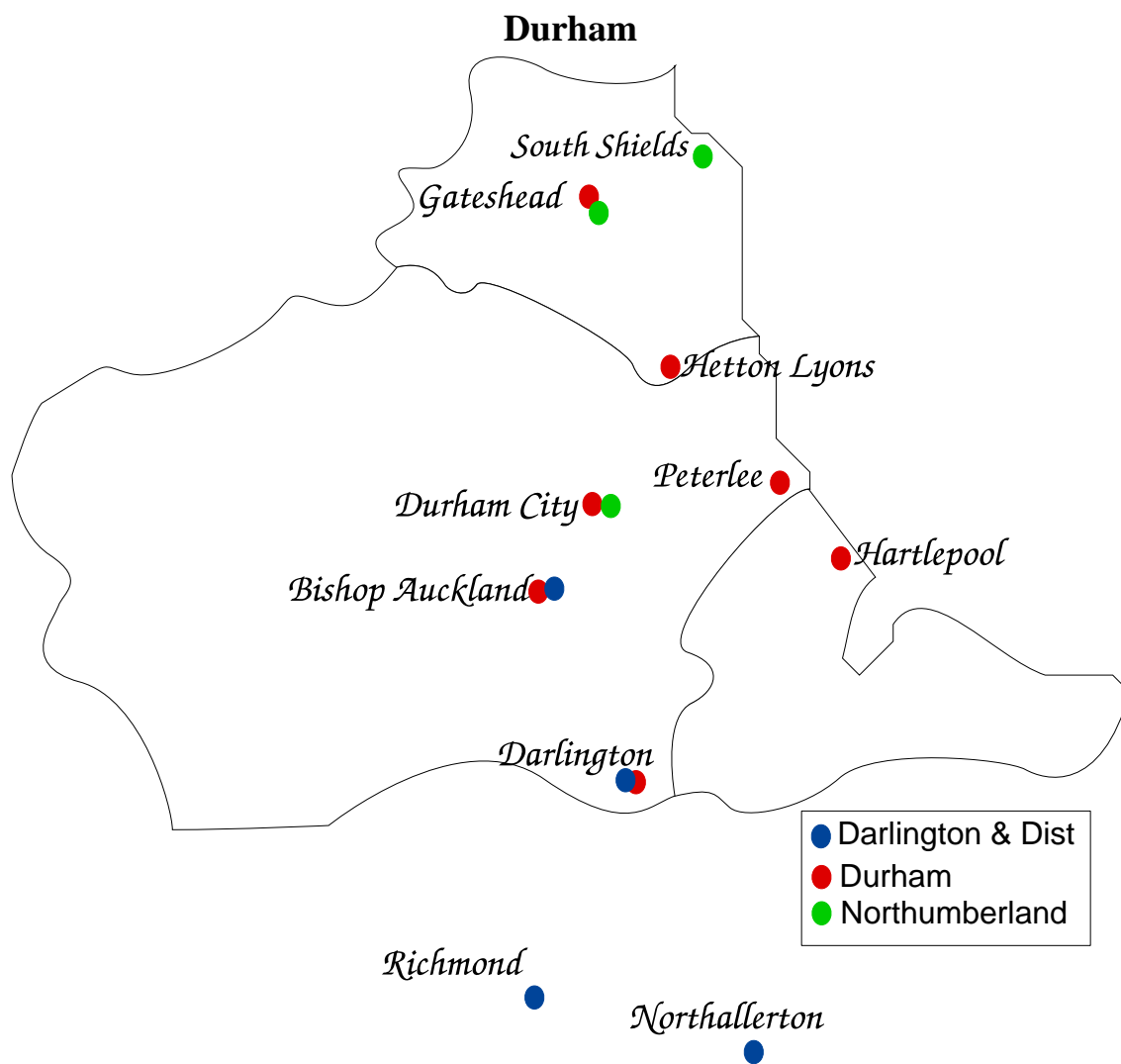
	Division 1					Division 3					
Southbourne	8	5	3	0	13	Dorchester C	6	3	2	1	8
Weymouth A	8	6	0	2	12	Dorchester D	6	3	2	1	8
Dorchester A	8	3	1	4	7	Weymouth C	6	2	1	3	5
Bridport A	8	1	2	5	4	Purbeck B	6	1	1	4	3
Wimborne A	8	2	0	6	4						
	Division 2										
Weymouth B	8	5	3	0	13						
Wimborne B	9	3	4	2	10						
Bridport B	10	3	3	4	9						
Poole	7	4	1	2	9						
Purbeck A	10	3	1	6	7						
Dorchester B	10	2	2	6	6						

All matches played over 4 boards with quickplay finishes. Teams in divisions 2 and 3 are limited to total grades of 600 and 540 respectively.

Bournemouth League

Division 1						Division 3					
Wimborne A	10	7	2	1	16	Bournemouth A	10	9	1	0	19
Poole A	10	4	3	3	11	Poole B	10	7	0	3	14
Wimborne B	10	3	4	3	10	Poole C	10	4	3	3	11
Southbourne A	10	4	1	5	9	Highcliffe A	10	4	0	6	8
Ringwood A	10	2	4	4	8	Ringwood C	10	2	1	7	5
Southbourne B	10	2	2	6	6	Wimborne F	10	1	1	8	3
Division 2						Division 4					
New Milton	12	8	2	2	18	Bournemouth B	12	10	1	1	21
Wimborne C	12	7	2	3	16	Southbourne E	12	8	1	3	17
Ringwood B	11	5	3	3	13	Wimborne G	12	6	2	4	14
Wimborne D	11	5	2	4	12	Highcliffe B	11	5	2	4	12
Wimborne E	10	4	4	2	12	Harewood	12	3	4	5	10
Southbourne C	12	4	1	7	9	Poole E	11	2	1	8	5
Southbourne D	12	0	0	12	0	Poole D	12	0	3	9	3

All matches contested over 4 boards. By default games are played with a quickplay finish, but an adjournment alternative is available.



Durham County

Division A					Division B						
Durham City 'Bishops'	8	6	0	2	12	Durham City 'Deacons'	14	12	0	2	24
Darlington 'A'	8	5	2	1	12	Durham City 'Canons'	14	8	1	5	17
Durham City 'Abbots'	8	4	2	2	10	Peterlee	14	8	1	5	17
Hetton Lyons 'A'	8	1	2	5	4	Bishop Auckland	14	7	1	6	15
Gateshead	8	1	0	7	2	Darlington 'Knights'	14	5	3	6	13
						Darlington 'B'	14	5	1	8	11
						Hartlepool	14	3	2	9	8
						Hetton Lyons 'B'	14	3	1	10	7

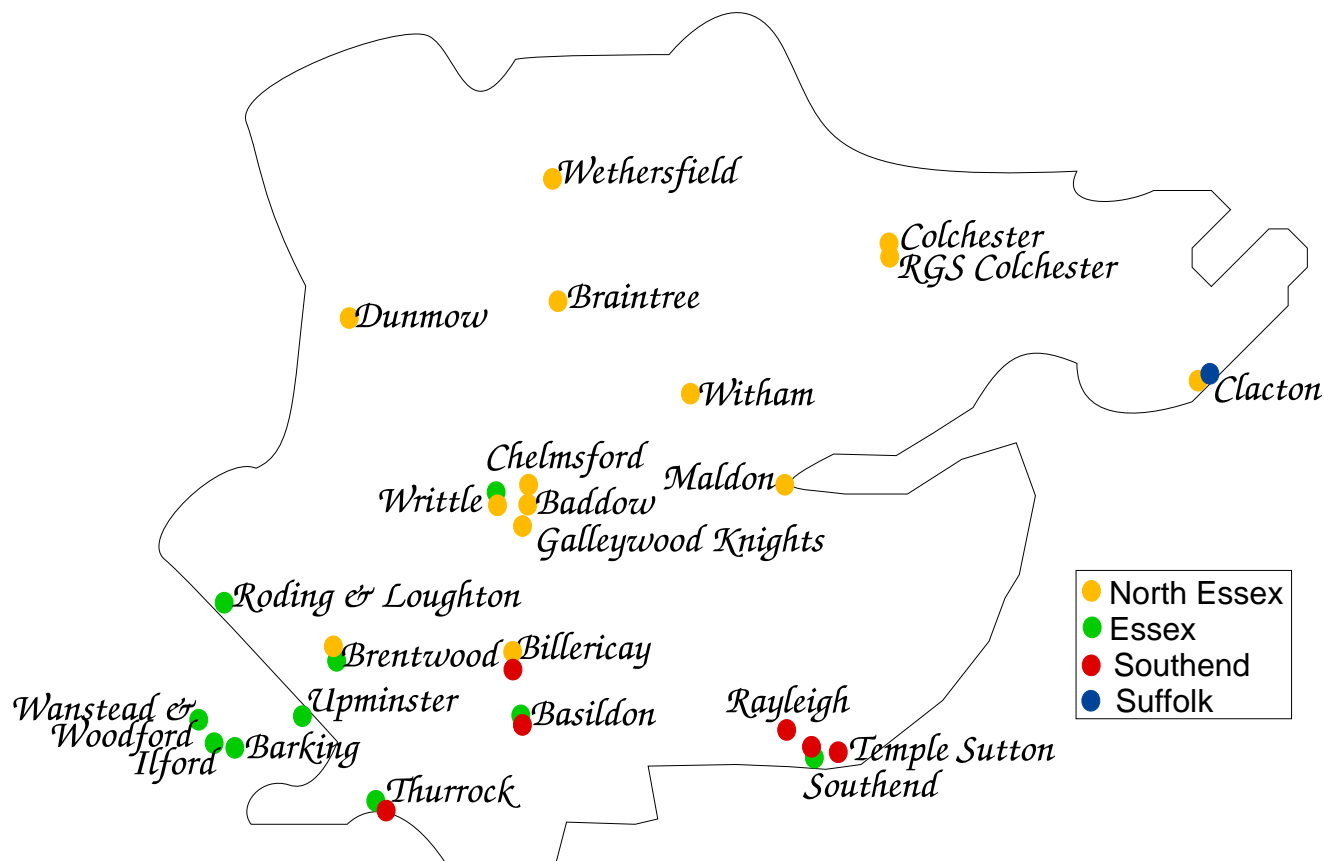
Matches contested over 5 boards with a quickplay finish.

Darlington

Richmond	5	3	0	2	6
Northallerton	5	3	0	2	6
Darlington	3	3	0	0	6
Bishop Auckland	5	0	0	5	0

Matches played over 4 boards with a quickplay finish.

Essex



Essex League

	Division 1						Division 3				
Writtle	10	9	0	1	18	Upminster II	10	9	0	1	18
Wanstead I	10	8	1	1	17	Wanstead III	10	6	0	4	12
Basildon I	10	6	0	4	12	Ilford II	10	5	1	4	11
Barking I	10	3	1	6	7	Brentwood II	10	4	1	5	9
Southend I	10	2	0	8	4	Loughton II	10	3	0	7	6
Ilford I	10	1	0	9	2	Basildon II	10	2	0	8	-1*
	Division 2						Division 4				
Upminster I	10	10	0	0	20	Upminster III	10	9	0	1	18
Brentwood I	10	5	3	2	13	Upminster IV	10	7	0	3	14
Wanstead II	10	5	1	4	11	Wanstead IV	10	4	0	6	8
Loughton I	10	3	1	6	7	Barking III	10	5	0	5	6*
Thurrock I	10	3	0	7	6	Thurrock II	10	3	0	7	6
Barking II	10	1	1	8	1*	Southend II	10	2	0	8	4

* Points deducted for cumulative defaults

Divisions 1 and 2 compete over 8 boards; 3 and four over 6. Games played to a finish on the night with no intermediate time control, with a Fischer option.

North Essex

Division 1						Division 2					
Writtle A	10	6	4	0	16	Maldon B	10	9	0	1	18
Baddow A	10	7	1	2	15	Chelmsford B	10	9	0	1	18
Writtle B	10	6	2	2	14	Colchester A	10	8	0	2	16
Maldon A	10	4	4	2	12	Braintree B	10	8	0	2	16
Chelmsford A	10	4	2	4	10	Clacton B	10	6	0	4	12
Brentwood A	10	3	3	4	9	Wethersfield	10	4	0	6	8
Clacton A	10	4	1	5	9	Brentwood C	10	2	3	5	7
Billericay A	10	3	3	4	9	Baddow B	10	1	3	6	5
Braintree A	10	3	1	6	7	Witham B	10	1	2	7	4
Witham A	10	3	0	7	6	Dunmow	10	1	1	8	3
Brentwood B	10	1	1	8	3	Billericay B	10	1	1	8	3

Division 3					
Galleywood Knights	9	8	0	1	16
Colchester B	9	6	2	1	14
Colchester C	9	5	3	1	13
CRGS	9	3	3	3	9
Chelmsford C	9	4	1	4	9
Billericay C	9	2	4	3	8
Clacton C	9	3	1	5	7
Maldon C	9	3	0	6	6
Chelmsford D	9	1	2	6	4
Braintree C	9	2	0	7	4

Four board teams throughout with quickplay finishes.

Southend

Division 1						Division 2					
Basildon 1	10	9	0	1	18	Billericay I	12	10	1	1	21
Southend 1	10	7	0	3	14	Temple Sutton I	12	9	1	2	19
Rayleigh I	10	6	1	3	13	Thurrock II	12	5	3	4	13
Thurrock I	10	3	1	6	7	Basildon III	12	2	2	8	6
Basildon II	10	2	1	7	5	Billericay II	12	0	1	11	1
Southend II	10	1	1	8	3						

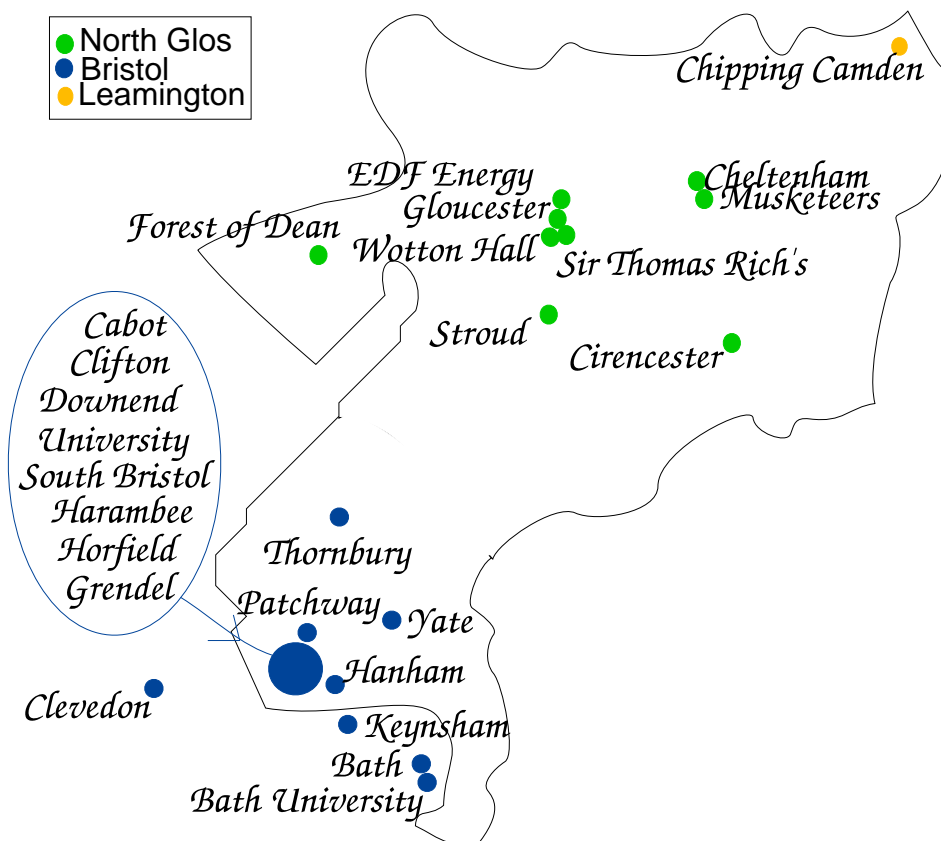
Division 3					
Temple Sutton II	12	8	1	3	17
Thurrock III	12	7	3	2	17
Southend III	12	3	3	6	7*
Rayleigh II	12	1	3	8	5

Temple Sutton won play off for title

* Points deduction

Matches are played over 6 boards in divisions one and two, and normally five boards in division 3 though teams may also agree to six board matches here. The default time control entails the use of adjournment sessions, though players may agree to quickplay finishes on a board by board basis.

Gloucestershire



North Gloucestershire

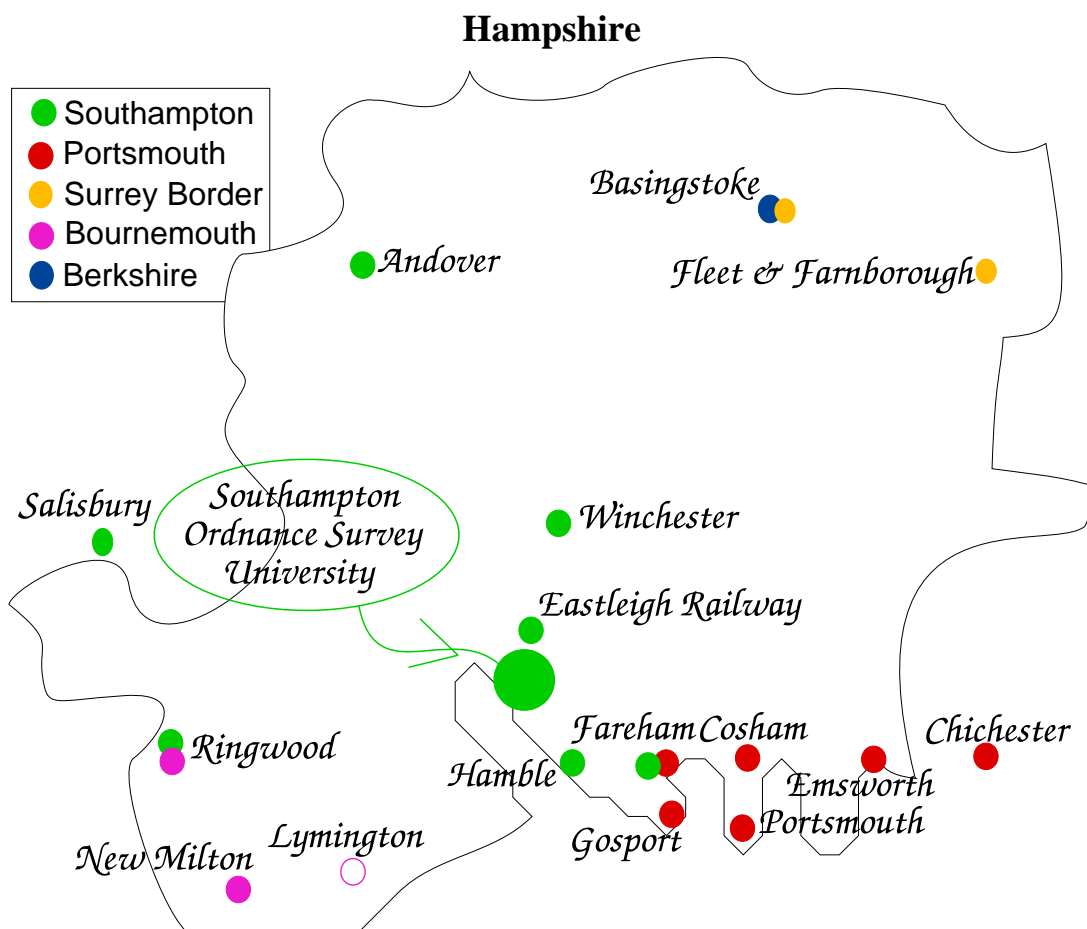
Division 1						Division 2b					
Stroud A	15	10	3	2	23	Wotton Hall C	12	7	1	3	15
Wotton Hall A	15	7	3	5	17	Cirencester B	12	4	4	4	12
Cheltenham Knights	15	5	5	5	15	Cheltenham Pawnbrokers	12	4	2	6	10
Gloucester A	14	6	1	7	13	Forest Of Dean	12	2	1	9	5
Cheltenham Rooks	14	6	0	8	12	EDF Energy	12	0	2	9	2
Cirencester A	15	3	2	10	8	Division 3					
Division 2a						Rich's	12	7	3	2	17
Wotton Hall B	11	8	2	1	18	Gloucester C	12	7	2	3	16
Gloucester B	11	7	3	1	17	Cirencester C	12	5	2	5	12
Musketeers	11	6	2	3	14	Stroud C	12	3	2	7	8
Stroud B	11	5	1	5	11	Cheltenham Peashooters	12	2	3	7	7

Matches played over 5 boards with adjournment, adjudication and quickplay finishes all available with effectivly that order of precedence.

Bristol

Division 1			Division 3		
South Bristol A	18	27	Horfield B	20	34
Clifton A	18	25	Clifton C	20	31
University A	18	22	Thornbury A	19	23
Horfield A	18	18	Bath B	18	21
Clifton B	18	18	Grendel	20	21
Downend A	18	18	Yate A	20	19
Bath A	18	15	Horfield C	19	16
Clevedon A	18	15	Patchway	20	14
Downend B	18	11	Downend C	20	12
South Bristol B	18	11	HanhamA	20	12
			Keynsham	20	10
Division 2			Division 4		
South Bristol C	16	28	University B	18	28
Clevedon B	16	27	Thornbury B	18	27
Cabot	16	24	Bath University	18	24
Clifton D	16	22	South Bristol D	17	24
Yate B	16	14	Downend F	17	17
Downend D	16	10	Downend G	18	15
Hanham B	16	8	Downend E	17	11
Clifton E	16	5	Hanham C	17	9
Harambee A	16	2	Harambee B	14	6
			Clifton F	14	1

Matches are played over six boards except in division 4 where teams consist of four players. Default time control is finish on the night with no intermediate time control, but adjournments can be used by agreement. Divisions are not grade limited, except that players may reserve downwards if they are graded below the threshold for the division they wish to reserve in.



Portsmouth

	Division 1					Division 2					
Portsmouth A	10	7	0	3	14	Fareham B	8	4	1	3	9
Emsworth A	10	6	2	2	14	Cosham B	8	4	1	3	9
Fareham A	10	5	1	4	11	Emsworth B	8	4	0	4	8
Chichester A	10	3	2	5	8	Chichester B	8	2	3	3	7
Cosham A	10	3	1	6	7	Portsmouth B	8	3	1	4	7
Gosport A	10	2	2	6	6	Division 3					
						Chichester C	8	5	1	2	11
						Emsworth C	8	5	1	2	11
						Chichester D	8	4	0	4	8
						Portsmouth C	8	3	0	5	6
						Fareham C	8	2	0	6	4

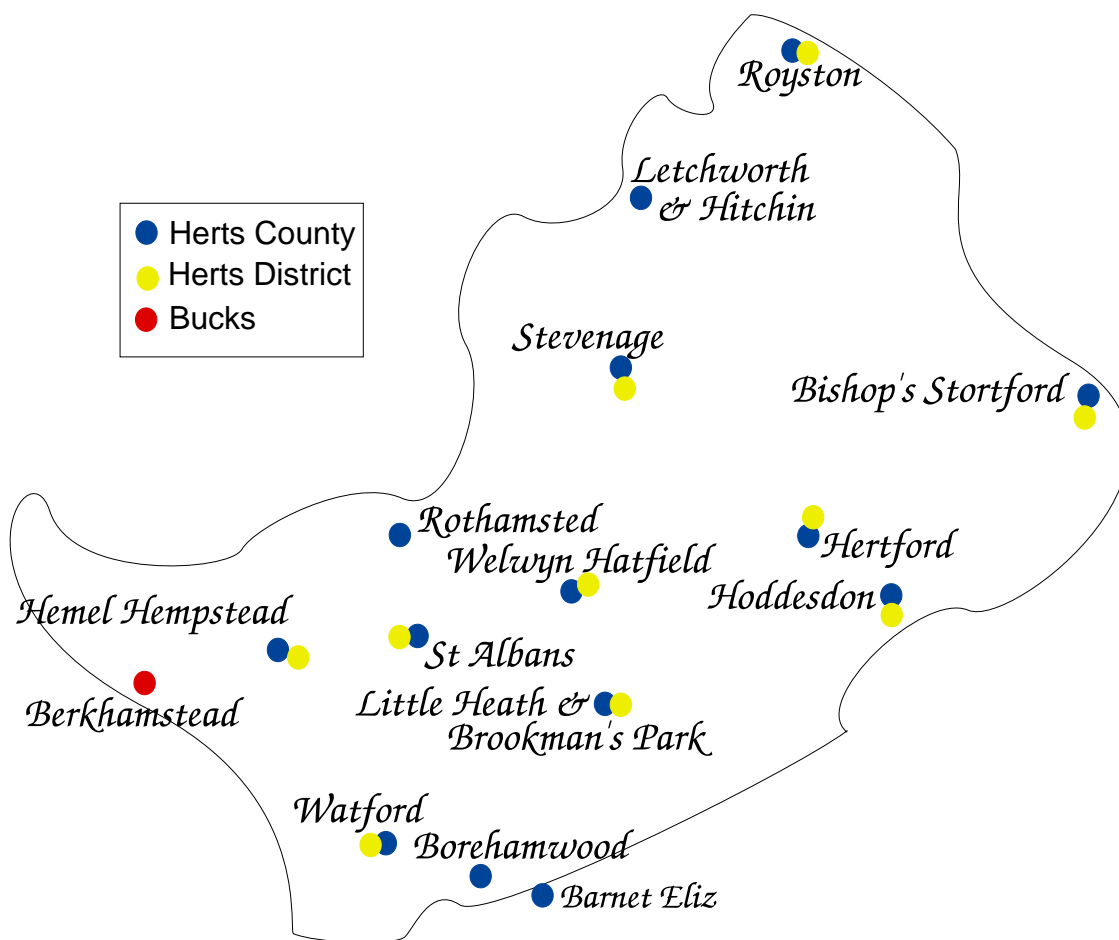
First division matches are played over 6 boards, others over 5. Default finish is adjournment, but quickplay finishes may be agreed.

Southampton

Division 1					Division 4						
University A	10	7	0	3	14	Ordnance Survey B	10	6	2	2	14
Southampton A	10	6	1	3	13	Southampton E	10	5	4	1	14
Ringwood A	10	5	1	4	11	Fareham A	10	5	1	4	11
Eastleigh Rail A	10	4	1	5	9	Eastleigh Rail B	10	3	3	4	9
Andover	10	3	1	6	7	University C	10	2	2	6	6
Salisbury A	10	3	0	7	6	Southampton F	10	2	2	6	6
Division 2					Division 5						
Hamble A	10	9	1	0	19	Eastleigh Rail C	9	5	1	3	11
Southampton B	10	5	2	3	12	Winchester C	9	4	1	4	9
Salisbury B	10	3	5	2	11	Ringwood C	9	4	0	5	8
University B	10	3	1	6	7	Fareham B	9	3	2	4	8
Southampton C	10	1	4	5	6						
Winchester A	10	2	1	7	5						
Division 3											
Ordnance Survey A	10	8	0	2	16						
Ringwood B	10	6	0	4	12						
Hamble B	10	5	1	4	11						
Southampton D	10	4	2	4	10						
Salisbury C	10	4	0	6	8						
Winchester B	10	1	1	8	3						

Divisions one to three are contested over 5 boards, four and five over 4. Finishes are in order of precedence by adjournment, adjudication and quickplay finish.

Hertfordshire



Hertford and District

	North					South					
Bishop's Stortford	8	4	1	3	9	Hemel Hempstead	6	4	1	1	9
Hertford	8	3	3	2	9	St Albans	6	4	0	2	8
Royston	8	4	1	3	9	Watford	6	2	2	2	6
Stevenage	8	3	1	4	7	Welwyn Hatfield Chess Forum	6	0	1	5	1
Hoddesdon	8	3	0	5	6	Hertford won play-offs.					

Matches played over 5 boards

U120 League

Watford	12	10	1	1	21
Welwyn Hatfield	12	7	4	1	18
Stevenage	11	4	4	3	12
Hertford	12	4	3	5	11
Letchworth & Hitchin	10	4	2	4	10
St Albans	12	4	2	6	10
Little Heath	11	2	4	5	8
Hemel Hempstead	12	3	1	8	7
Barnet Elizabethans	12	3	1	8	7

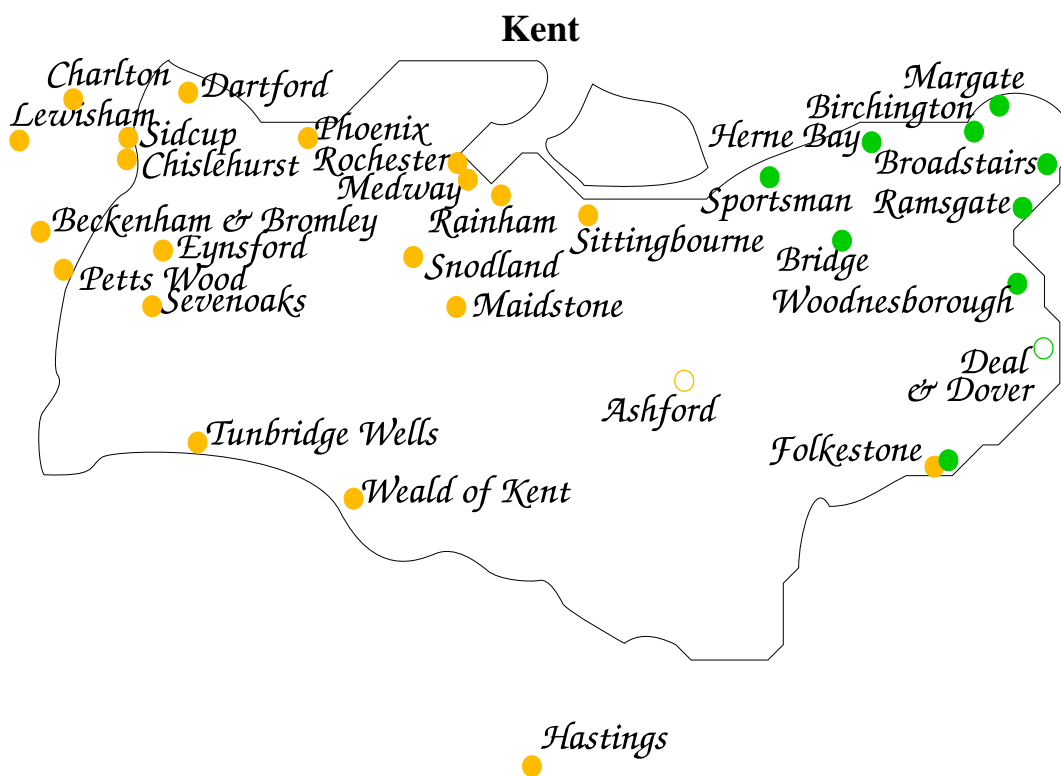
Remaining matches are double defaults.

Teams of 5, matches are played to a finish with no intermediate time control

Hertfordshire League

Division 1						Division 4					
Watford 1	12	9	0	3	18	Stevenage 2	12	9	1	2	19
Hemel Hempstead 1	12	6	1	5	13	Bishops Stortford 2	12	8	1	3	17
Royston 1	12	5	2	5	12	Borehamwood 1	12	7	3	2	17
Barnet Elizabethans 1	12	6	0	6	12	St Albans 4	12	4	1	7	9
Bishops Stortford 1	12	5	2	5	12	Hemel Hempstead 3	12	2	4	6	8
Hertford 1	12	5	1	6	11	Hoddesdon 1	12	3	1	8	7
Watford 2	12	2	2	8	6	Stevenage 3	12	3	1	8	7
Division 2						Division 5					
St Albans 1	12	7	4	1	18	Royston 3	12	9	1	2	19
Stevenage 1	12	8	1	3	17	Welwyn Hatfield 3	12	6	2	4	14
Royston 2	12	4	3	5	11	Watford 4	12	6	2	4	14
Letchworth & Hitchin 1	12	3	4	5	10	Little Heath 2	12	6	1	5	13
Hemel Hempstead 2	12	4	2	6	10	St Albans 5	12	3	4	5	10
Little Heath 1	12	3	3	6	9	Hertford 3	12	4	1	7	9
St Albans 2	12	3	3	6	9	Barnet Elizabethans 3	12	2	1	9	5
Division 3						Division 6					
Letchworth & Hitchin 2	12	7	2	3	16	Welwyn Hatfield 4	12	9	2	1	20
Welwyn Hatfield 1	12	6	3	3	15	Royston 4	12	9	1	2	17
Watford 3	12	7	0	5	14	Rothamsted 1	12	6	3	3	15
Welwyn Hatfield 2	12	6	1	5	13	Watford 5	12	6	2	4	14
Hertford 2	12	5	2	5	12	Hoddesdon 2	12	4	3	5	11
St Albans 3	12	3	2	7	8	Letchworth & Hitchin 3	11	4	2	5	10
Barnet Elizabethans 2	12	2	2	8	6	Hertford 4	12	4	2	6	10
						St Albans 6	12	3	2	7	8
						Hemel Hempstead 4	12	2	2	8	6
						Barnet Elizabethans 4	11	2	1	8	5

All matches played over 5 boards. Finishes are in order of precedence by adjournment, adjudication and play to a finish with no intermediate time control.



All competitions run as leagues followed by play-offs

County

Maidstone 1	3	3	0	0	3	Maidstone won final
Beckenham 1	4	2	0	2	1	
Charlton 1	3	0	0	3	0	

Lewis, Max Av 170

Petts Wood	5	2	2	1	3	Hastings 1	6	5	1	0	5.5
Beckenham 2	5	2	2	1	3	Tunbridge Wells 1	6	2	1	3	2.5
Lewisham 1	5	2	1	1	2.5	Maidstone 2	6	2	1	3	2.5
Gravesend 1	4	1	3	0	2.5	Rainham	6	0	3	3	1.5
Chislehurst	4	2	0	2	2	Petts Wood won final					
Dartford 1	5	0	2	3	1						

Stevenson, Max Av 155

Lewisham 2	4	3	0	1	3	Folkestone 1	4	4	0	0	4
Chislehurst 2	4	1	2	1	2	Maidstone 3	4	2	1	1	2.5
Gravesend 2	4	2	0	2	2	Tunbridge Wells 2	4	1	2	1	2
Dartford 2	4	1	1	2	1.5	Rainham 2	4	1	1	2	1.5
Sevenoaks	4	1	1	2	1.5	Rochester 1	4	0	0	4	0

Dartford won final

En Passant Cup, Max Av 140

Lewisham 3	6	5	1	0	5.5	Rainham 3	4	3	0	1	3
Dartford 3	6	3	1	2	3.5	Tunbridge Wells 3	4	1	2	1	2
Gravesend 3	6	2	2	2	3	Sittingbourne 1	5	1	3	1	2.5
Sidcup 1	5	2	1	2	2.5	Maidstone 4	4	2	0	2	2
Beckenham 3	6	2	0	4	2	Weald of Kent 1	5	0	3	2	1.5
Petts Wood 2	5	2	0	3	2	Chislehurst won final					
Charlton 2	6	1	1	4	1.5						

Harvey Cup, Max Av 125

Sidcup 2	6	4	0	2	4	Maidstone 5	4	2	2	0	3
Dartford 4	6	3	2	1	4	Weald of Kent 2	4	2	1	1	2.5
Petts Wood 3	6	3	1	2	3.5	Snodland 1	4	1	2	1	2
Chislehurst 3	6	3	1	2	3.5	Medway 1	4	2	0	2	2
Gravesend 4	6	3	0	3	3	Tunbridge Wells 4	4	0	1	3	0.5
Lewisham 4	6	2	0	4	2	Maidstone won final					
Beckenham 4	6	1	0	5	1						

Tom Fuller Cup, Max Av 110

Lewisham 5	7	5	0	2	5	Snodland 2	5	4	0	1	4
Petts Wood 4	8	4	1	3	4.5	Weald of Kent 3	4	3	0	1	3
Gravesend 5	6	3	1	2	3.5	Maidstone 6	4	2	1	1	2.5
Beckenham 5	8	2	1	5	2.5	Medway 2	5	1	2	2	2
Sidcup 3	7	2	1	4	2.5	Medway 3	5	1	1	3	1.5
						Sittingbourne 2	5	1	0	4	1
						Beckenham won final					

Intro Cup, Max Av 95

Gravesend 6	8	4	3	1	5.5	Snodland 3	5	4	0	1	4
Eynsford 1	8	2	4	2	4	Maidstone 7	6	3	0	3	3
Sidcup 4	8	3	1	4	3.5	Medway 4	6	3	0	3	3
Beckenham 6	8	3	1	4	3.5	Sittingbourne 3	5	0	0	5	0
Lewisham 6	8	2	3	3	3.5	Sidcup won final					

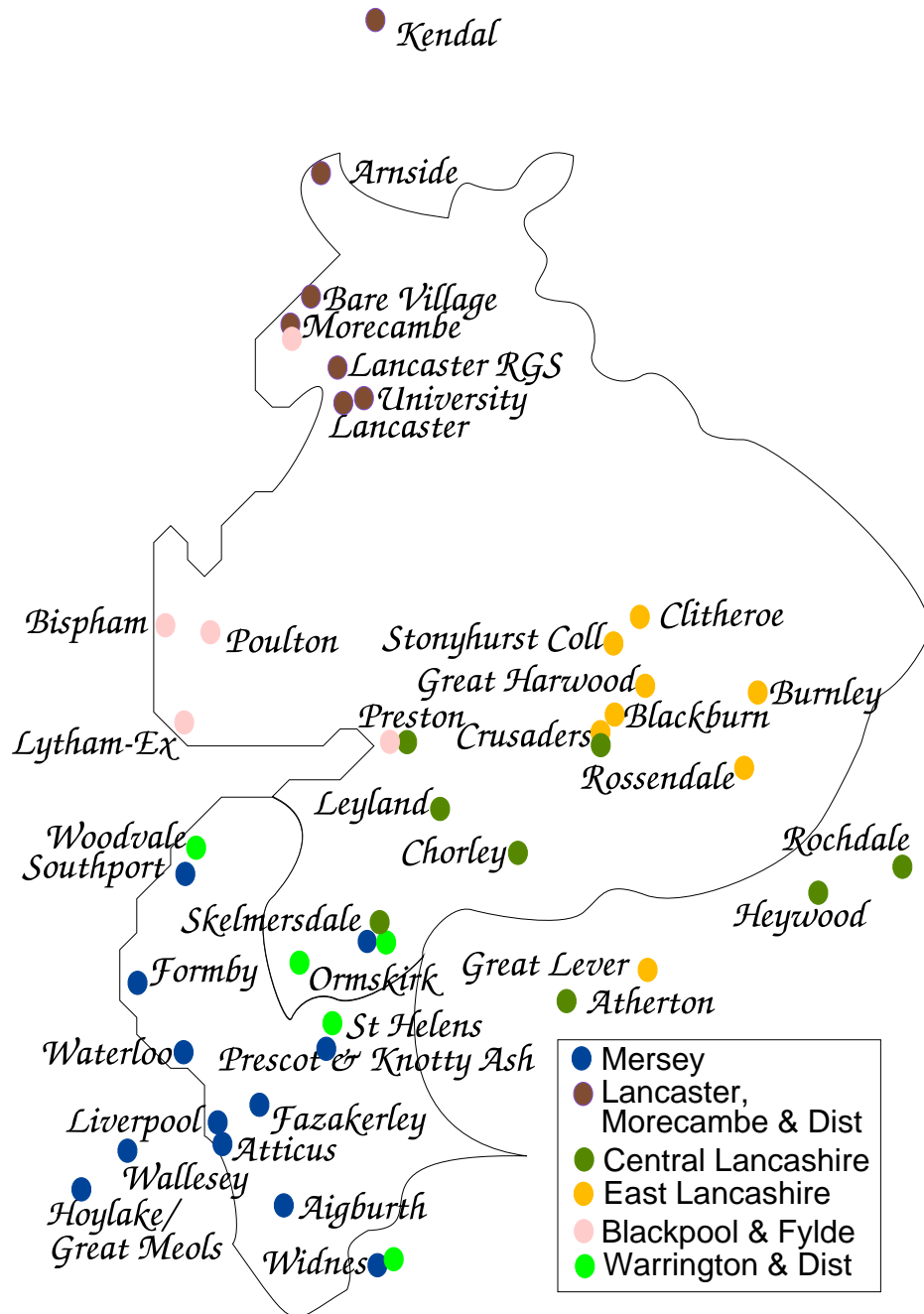
In all competitions a minimum counting grade of 50 below the average limit applies. Matches are over 6 boards, except in the Tom Fuller and Intro sections where teams consist of 4 players. Finishes in order of precedence are quickplay, adjournment, adjudication.

Thanet

Millar Cup						Walker Shield (Max 115)					
Bridge B	12	10	1	1	21	Woodnesborough	6	3	2	1	8
Bridge A	12	7	2	3	16	Margate	6	2	3	1	7
Herne Bay	12	6	4	2	16	Bridge	6	1	3	2	5
Folkestone	12	7	0	5	14	Broadstairs	6	1	2	3	4
Broadstairs	12	5	0	7	10	Average grade league (Average at most 125)					
Margate	12	1	2	9	4	Bridge	6	4	1	1	9
Ramsgate	12	1	1	10	3	Margate	6	3	1	2	7
Hargreaves Shield (Max 140)						Herne Bay	6	1	3	2	5
Broadstairs	4	3	1	0	7	Sportsman	6	1	1	4	3
Margate	4	2	0	2	4	Thanet Shield					
Ramsgate	4	2	0	2	4	Broadstairs	4	4	0	0	8
Bridge	4	1	1	2	3	Ramsgate	4	1	1	2	3
Woodnesborough	4	1	0	3	2	Margate	4	0	1	3	1

Millar Cup and Thanet Shield are for seven board teams, others are for 4 board teams.

Lancashire



Lancaster, Morecambe and District

Leading candidates for most secretive English chess league. At least 8 four board teams competed; I believe Lancaster A won.

Blackpool and Fylde

Division A

Poulton 1	8	4	3	1	11
Preston 2	8	4	2	2	10
Morecambe 1	8	2	4	2	8
Preston 1	8	3	1	4	7
Lytham 1	8	1	2	5	4

Division B

Lytham 2	8	6	2	0	14
Poulton 2	8	4	2	2	10
Preston 3	8	3	2	3	8
Bispham 1	8	2	1	5	5
Lytham 3	8	1	1	6	3

Division C

Bispham 2	9	4	3	2	11
Morecambe 2	9	4	3	2	11
Lytham 4	9	2	4	3	8
Poulton 3	9	2	2	5	6

Central Lancashire

Division A

Heywood A	10	8	0	2	16
Preston A	10	5	2	3	12
Crusaders A	10	4	3	3	11
Atherton	10	3	3	4	9
Rochdale	10	2	3	5	7
Chorley A	10	2	1	7	5

Division B

Crusaders B	12	10	1	1	21
Heywood B	12	8	2	2	18
Preston B	12	8	2	2	18
Crusaders C	12	4	2	6	10
Leyland	12	4	1	7	9
Chorley B	12	3	2	7	8
Skelmersdale	12	0	0	12	0

Matches played over 5 boards with quickplay finishes. Rules report Div 1 Open, Div 2 has team limit of 750, div 3 a team limit of 650.

East Lancashire

Division 1

Burnley A	10	9	0	1	18
Great Harwood A	10	6	2	2	14
Crusaders A	10	5	1	4	11
Burnley B	10	2	4	4	8
Clitheroe A	10	2	1	7	5
Rossendale A	10	1	2	7	4

Division 2

Rossendale B	10	6	2	2	14
Blackburn	10	6	1	3	13
Clitheroe B	10	5	3	2	13
Crusaders B	10	5	1	4	11
Great Harwood B	10	2	2	6	6
Crusaders C	10	0	3	7	3

Division 3

Great Lever	10	8	0	2	16
Clitheroe C	10	6	3	1	15
Rossendale C	10	6	2	2	14
Rossendale D	10	4	0	6	8
Great Harwood C	10	3	1	6	7
Stonyhurst Coll	10	0	0	10	0

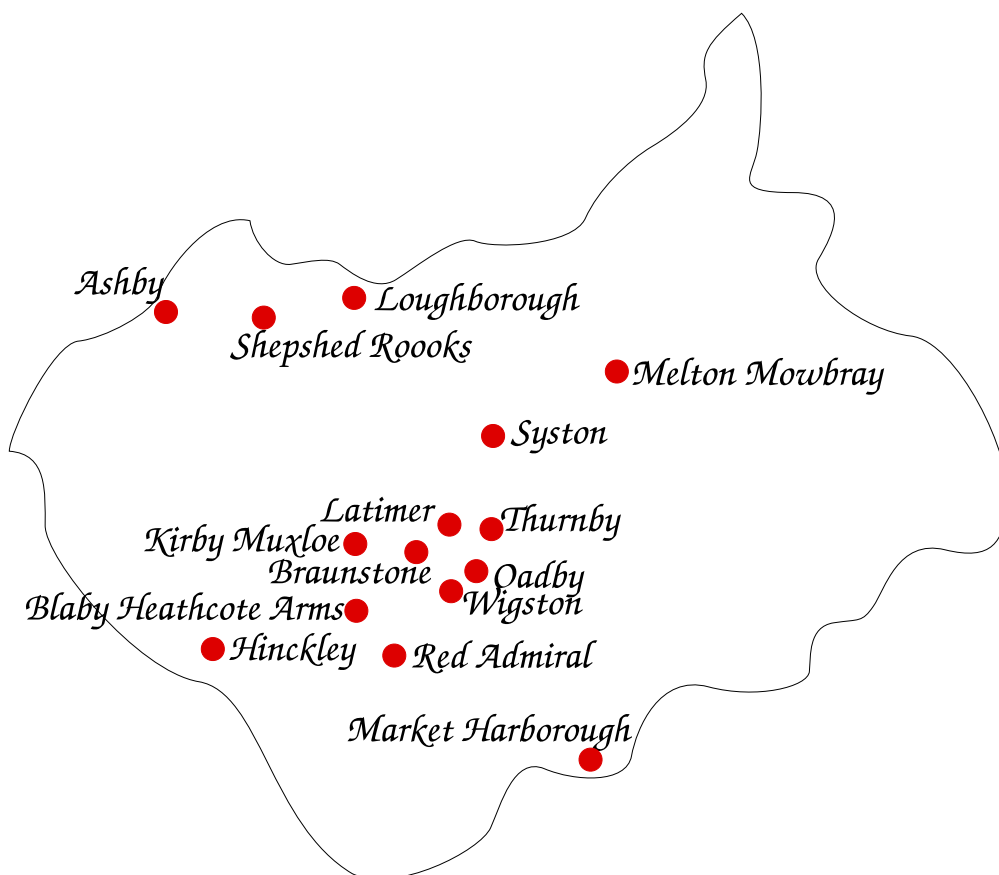
Matches are played over 5 boards and I think are subject to adjudication.

Mersey

Division 1						Division 4					
Atticus 2	14	10	3	1	23	Hotlake 2	12	9	0	3	18
Aigburth 1	14	9	2	3	20	Formby 3	12	7	2	3	16
Widnes 1	14	8	4	2	20	Southport 2	12	6	2	4	14
Wallasey A	14	6	3	5	15	Skelmersdale 2	12	5	2	5	12
Aigburth 2	14	6	2	6	14	Hoylake 3	12	5	2	5	12
Atticus 1	14	4	5	5	13	Aigburth 4	12	4	1	7	9
Formby 1	14	1	3	10	5	Atticus 5	12	1	1	10	3
Atticus 3	14	0	2	12	2	Division 5					
Division 2						Southport A	10	8	1	1	17
Hoylake 1	12	10	0	2	20	Hoylake Juniors	10	5	1	4	11
Waterloo 1	12	9	1	2	19	Wallasey D	10	5	0	5	10
Southport 1	12	8	1	3	17	Liverpool 2	10	4	0	6	8
Liverpool 1	12	5	3	4	13	Southport B	10	4	0	6	8
Wallasey B	12	4	3	5	11	Aigburth 5	10	3	0	7	6
Atticus 4	12	2	0	10	4	600 league (Individual U176)					
Fazakerley 1	12	0	0	12	0	Atticus 2	7	5	1	1	11
Division 3						Aigburth 1	7	3	2	2	8
Prescot 1	12	7	1	4	15	Prescot 1	7	2	4	1	8
Aigburth 3	12	5	4	3	14	Waterloo 1	7	3	2	2	8
Wallasey C	12	5	4	3	14	Liverpool 1	7	3	1	3	7
Prescot 2	12	6	0	6	12	Atticus 1	7	2	2	3	6
Skelmersdale 1	12	6	0	6	12	Southport 1	7	2	2	3	7
Waterloo 2	12	4	3	5	11	Fazakerley 1	7	1	0	6	2
Formby 2	12	1	4	7	6	440 league (Individual U136)					
						Prescot 1	7	5	2	0	12
						Fazakerley	7	5	0	2	10
						Prescot 2	7	4	2	1	10
						Waterloo	7	3	2	2	8
						Atticus 1	7	2	1	4	5
						Formby	7	2	1	4	5
						Atticus 2	7	1	2	4	7
						Aigburth	7	1	0	6	2

Division 1 is contested by eight board teams, division 2 seven boards, 3 and 4 six boards, 5 five boards and the grade limited leagues four boards. Minimum counting grades of 120 and 80 apply respectively to the two limited grade leagues. Default time control involves play to a finish without an intermediate time control, though by agreement an intermediate time control with quickplay finish can be used.

Leicestershire



Division 1

Wigston 1	14	12	1	1	25
Wigston 2	14	5	5	4	15
Melton Mowbray 1	14	5	4	5	14
Shepshed 2	14	6	2	6	14
Thurnby 1	14	5	3	6	13
Shepshed 1	14	4	5	5	13
Braunstone 1	14	3	6	5	12
Loughborough 1	14	2	2	10	6

Division 2

Heathcote Arms 1	14	13	1	0	27
Ashby 1	14	8	3	3	19
Syston 1	14	8	1	5	17
Braunstone 2	14	6	2	6	14
Ashby 2	14	5	2	7	12
Wigston 3	14	5	2	7	12
Melton Mowbray 2	14	5	1	8	11
Loughborough 2	14	0	0	14	0

Division 3

Heathcote Arms 2	16	12	1	3	25
Syston 2	16	6	6	4	18
Thurnby 2	16	6	5	5	17
Latimer 1	16	7	3	6	17
Market Harborough 1	16	6	5	5	17
Ashby 3	16	7	3	6	17
Wigston 4	15	6	3	6	15
Hinckley 1	15	3	2	10	8
Kirby Muxloe 1	16	3	2	11	8

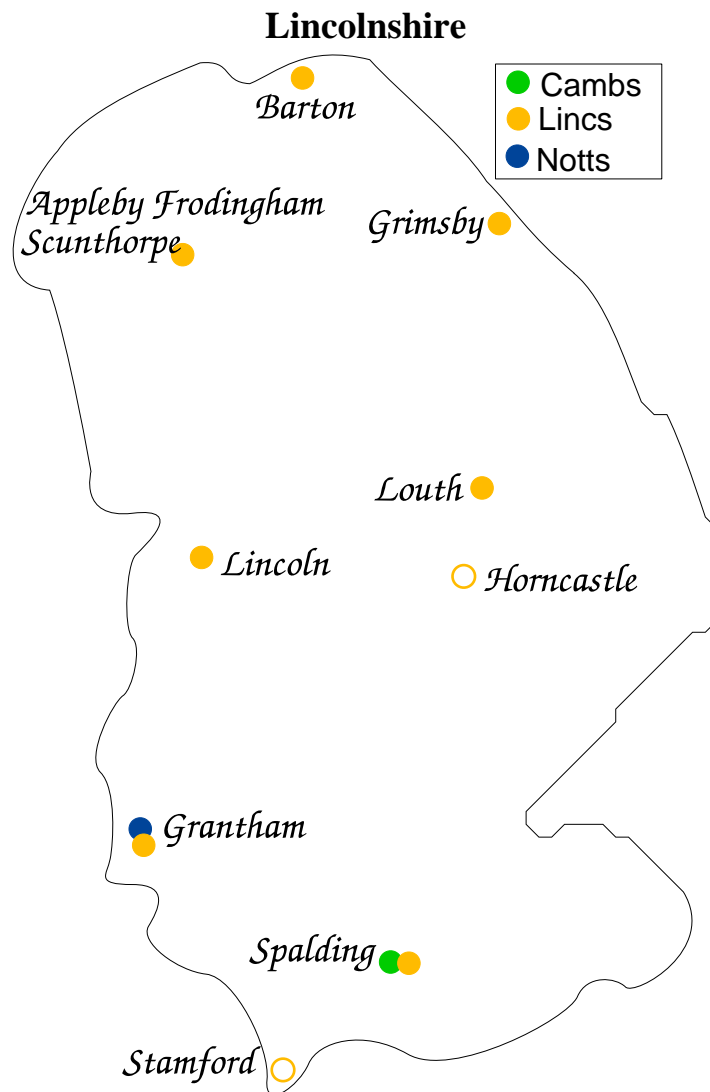
Division 4

Braunstone 3	15	12	2	1	26
Wigston 5	16	7	6	3	20
Latimer 2	15	10	0	5	20
Kirby Muxloe 2	16	6	3	7	15
Braunstone 4	16	5	4	7	14
Syston 3	16	4	6	6	14
Red Admiral 1	16	5	3	8	13
Melton Mowbray 3	16	4	2	10	10
Oadby 1	16	3	4	9	10

Division 5

Braunstone 6	16	11	2	3	24
Braunstone 5	16	7	6	3	20
Syston 5	16	7	5	4	19
Wigston 6	15	9	1	5	19
Syston 4	15	6	4	5	16
Red Admiral 2	16	6	2	8	14
Ashby 4	16	6	2	8	14
Heathcote Arms 3	16	2	7	7	11
Kirby Muxloe 3	16	2	1	13	5

Divisions one and two are contested over 5 boards, three to five over 4 boards. Time control options are quickplay finish, or Fischer with or without an intermediate time control. Their rules also clearly state that "Adjudications will no longer apply in the Leicestershire League". The same rules also provide for a junior option to be invoked in which case the games "will then if necessary be adjudicated".



Division 1

Grimsby	6	5	1	0	11
Lincoln	6	3	2	1	8
Scunthorpe	6	1	1	4	3
Louth	6	1	0	5	2

Division 2 south (U156)

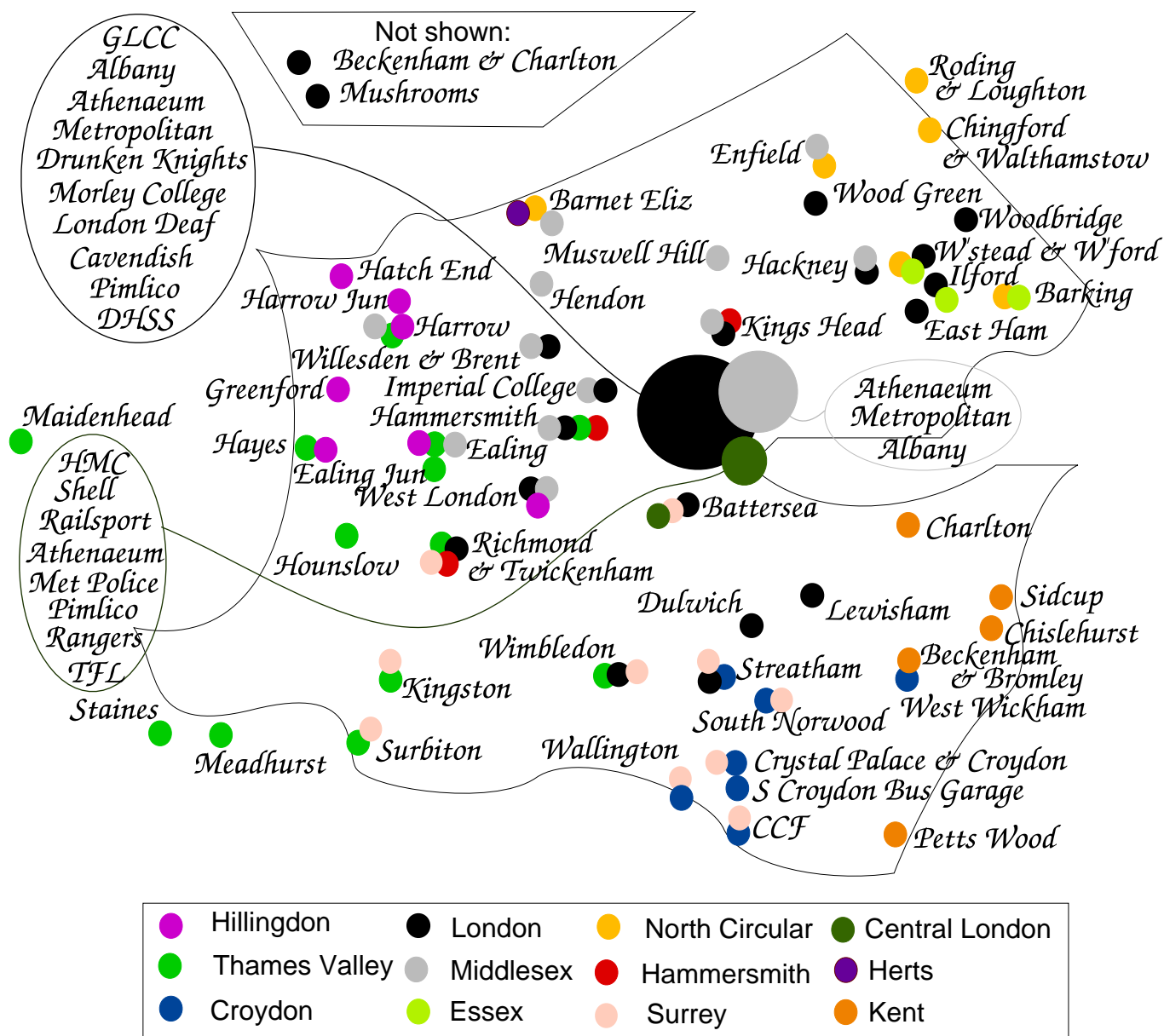
Louth	7	5	0	2	10
Grantham	8	3	3	2	9
Spalding	8	3	3	2	9
Lincoln	8	3	1	4	7
Horncastle	7	1	1	5	3

Division 2 north (U156)

Scunthorpe B	7	6	1	0	13
Lincoln	7	4	0	3	8
Louth Juniors	7	3	1	3	7
Barton	7	2	3	2	7
Scunthorpe A	7	2	3	2	7
Grimsby D	7	2	2	3	6
Grimsby 1875	7	1	2	4	4
Louth	7	2	0	5	4

Division one matches played over 5 boards, division 2 over 4. All games subject to a quickplay finish.

London and Middlesex



London Banks

Played as a swiss for teams of 4.

Legal & General	25
HSBC	24
Cosmopolitan	23
Legao	22
RBS 1	20
Barclays A	19½
Athenaeum A	19
Bank of England	16
Athenaeum B	15½
Barclays B	5
RBS 2	4

London League

Division 1

Wood Green 1	11	11	0	0	11
Drunken Knights 1	11	9	1	1	9.5
Cavendish 1	11	6	2	3	7
Kings Head 1	11	6	1	4	6.5
Drunken Knights 2	11	5	3	3	6.5
Hackney 1	11	5	2	4	6
Richmond & Twickenham 1	11	5	0	6	5
Athenaeum 1	11	4	1	6	4.5
Wimbledon 1	11	4	0	7	4
Ilford 1	11	3	1	7	3.5
Kings Head 2	11	1	1	9	1.5
Metropolitan 1	11	1	0	10	1

Division 2

Streatham & Brixton 1	12	11	0	1	11
Drunken Knights 3	12	9	2	1	10
Cavendish 2	12	8	0	4	8
Streatham & Brixton 2	12	6	3	3	7.5
Mushrooms 1	12	7	1	4	7.5
Battersea 1	12	6	2	4	7
Beckenham & Charlton 1	12	6	2	4	7
Wanstead & Woodford 1	12	6	1	5	6.5
Hackney 2	12	4	0	8	4
Dulwich 1	12	3	1	8	3.5
Athenaeum 2	12	2	2	8	3
Greater London 1	12	2	2	8	3
Kings Head 3	12	0	0	12	0

Division 3

Lewisham 1	12	11	0	1	11
Woodbridge 1	12	9	2	1	10
Albany 1	12	9	2	1	10
Mushrooms 2	12	9	1	2	9.5
Cavendish 3	12	5	1	6	5.5
Imperial College 1	12	4	3	5	5.5
East Ham 1	12	4	1	7	4.5
Hammersmith 1	12	2	5	5	4.5
London Deaf 1	12	4	0	8	4
Battersea 2	12	3	1	8	3.5
Metropolitan 3	12	3	1	8	3.5
Metropolitan 2	12	3	1	7	3.5*
Wimbledon 2	12	2	2	8	3

Division 4

Streatham & Brixton 3	11	10	1	0	10.5*
Hackney 3	11	10	0	1	10
Morley College 1	11	8	1	2	8.5
Wanstead & Woodford 2	11	5	2	4	6
West London 1	11	6	1	4	6
Greater London 2	11	5	1	5	5.5
DHSS 1	11	4	1	6	4.5
Athenaeum 3	11	4	1	6	4
Kings Head 4	11	3	1	6	3.5*
Wanstead & Woodford 3	11	3	1	7	3.5
Hammersmith 2	11	2	0	9	2
Metropolitan 4	11	1	0	10	1

Major U145

Battersea MA	9	5	2	2	6
Hackney MA	9	5	2	2	6
Metropolitan MA	9	6	0	3	6
Kings Head MA	9	5	1	3	5.5
Pimlico MA	9	4	2	3	5
Willesden & Brent MA	9	3	3	3	4.5
Hammersmith MA	9	2	3	4	3.5
Greater London MA	9	2	3	4	3.5
Dulwich MA	9	2	2	5	2
Athenaeum MA	9	0	4	5	1.5

Minor U125

DHSS MA	9	5	2	2	6
Streatham & Brixton MA	9	5	1	3	5.5
Morley College MA	9	3	5	1	5.5
Pimlico MB	9	4	3	2	5.5
Wanstead & Woodford MA	9	4	1	4	4.5
Hammersmith MB	9	4	0	5	4
Greater London MB	9	2	4	3	4
Hackney MB	9	3	1	5	3.5
Cavendish MA	9	3	1	5	3.5
Metropolitan MB	9	2	2	5	3

Division 1 contested over 12 boards, divisions 2 and 3 over 10, division 4 over 10, Major and Minor over 4. Time control is either quickplay finish or adjournment, with the default dependent on the board number.

Central London League

Division 1

Rangers	12	9	2	1	10
Pimlico 1	12	9	0	3	9
HMC 1	12	6	4	2	8
Athenaeum	12	3	4	5	5
Battersea	12	3	3	6	4.5
Met Police	12	4	1	7	4.5
Railsport	12	1	0	11	1

Division 2 U175

Pimlico 2	8	4	2	2	5
TFL	8	3	4	1	5
HMC 2	8	4	2	2	5
Pimlico 3	8	2	3	3	3.5
Shell	8	0	3	5	1.5

Five board teams, Fischer time control.

Civil Service League

Division 1

GLCC 1	10	7	2	1	8
Revenue & Customs 1	10	6	2	2	7
DHSS 1	10	5	1	4	5.5
Pimlico 1	10	4	2	4	5
Treasury 1	10	4	1	5	4.5
UNATS 1	10	0	0	10	0

Division 2

DHSS 2	10	7	1	2	7.5
UNATS 2	10	6	0	4	6
Revenue & Customs 2	10	6	0	4	6
Business & Innovation	10	5	0	5	5
SPARTA	10	3	0	7	3
Treasury 2	10	2	1	7	2.5

Division 3

Pimlico 2	7	7	0	0	7
GLCC 2	7	6	0	1	6
GLCC 3	7	3	1	3	3.5
Metropolitan Police	7	3	0	4	3
UNATS 3	7	2	2	3	3
DHSS 3	7	2	0	5	2
Treasury 3	7	2	0	5	2
Revenue & Customs 3	7	1	1	5	1.5

Teams consist of 8 boards, 6 boards and 5 boards respectively for divisions 1, 2 and 3. Time controls are Fischer (or quickplay finish if digital clocks not available) unless players agree to adjudication.

Croydon and District

Division 1 - Croydon shield

West Wickham A	5	3	1	1	3.5
Streatham A	5	2	2	1	3
Crystal Palace A	6	2	1	3	2.5
CCF A	6	1	2	3	2

Division 2 - Martin Cath Trophy, 625 team limit

West Wickham B	5	4	1	0	4.5
CCF B	5	3	1	1	3.5
South Norwood A	5	3	0	2	3
Wallington A	5	2	1	2	2.5
Crystal Palce B	5	1	1	3	1.5
Streatham B	5	0	0	5	0

Division 3 - Dave Luckin Trophy, 500 team limit

Streatham C	8	6	2	0	7
CCF C	8	6	1	1	6.5
South Norwood B	8	4	2	2	5
West Wickham D	8	4	0	4	4
Crystal Palace D	8	2	3	3	3.5
Wallington B	8	2	2	4	3
Crystal Palace C	8	3	0	5	3
West Wickham C	8	2	2	4	3
S Croydon Bus Garage	8	0	2	6	1

All teams 4 boards. A variation of 'Last Man Standing' is used to decide between quickplay finish, adjournment and adjudication.

Hammersmith

I believe that Hammersmith, Kings Head and Richmond & Twickenham still contest this, and that teams consist of 4 boards. The Hammersmith league rivals the Lancaster, Morecambe and District league as England's most secretive longplay chess league.

Hillingdon League

Division 1

Harrow A	10	7	2	1	8
Hatch End A	10	4	3	3	5.5
Greenford A	10	5	0	5	5
Hayes A	10	4	1	5	4.5
West London A	10	3	2	5	4
Ealing A	10	2	2	6	3

Division 3

Ealing D	10	7	1	2	7.5
Harrow C	10	6	2	2	7
Hatch End B	10	5	4	1	7
Hayes B	10	3	2	5	4
Harrow JB	10	2	2	6	3
Harrow D	10	1	1	8	1.5

Division 2

Ealing B	8	7	0	1	7
Ealing C	8	3	2	3	4
Greenford B	8	1	5	2	3.5
Harrow JA	8	2	3	3	3.5
Harrow B	8	0	4	4	2

5 board teams with adjournment, adjudication or quickplay finish with that order of precedence, unless last year's experiment to make default control dependent on board order has caught on.

Middlesex

Division 1

Hendon 1	14	12	0	2	12
Hackney 1	13	8	1	4	8.5
Imperial 1	12	8	0	4	8
Hendon 2	14	7	0	7	7
Harrow 1	14	5	3	6	6.5
Kings Head 1	12	3	4	5	5
Ealing 1	14	2	3	9	3.5
Kings Head 2	13	1	3	9	2.5

Division 3

Muswell Hill 2	14	11	1	2	11.5
Willesden & Brent 1	14	9	2	3	10
Harrow 2	14	9	2	3	9.5*
Kings Head 3	14	7	0	7	7
Hendon 4	14	5	2	7	6
Hendon BK	14	3	3	8	4.5
Barnet Elizabethans	14	2	3	9	3.5
Enfield 1	14	2	3	9	3.5

Division 2

Muswell Hill 1	14	13	0	1	13
Athenaeum 1	14	10	1	3	10.5
Hammersmith 1	14	6	2	6	7
Metropolitan 1	14	4	3	7	5.5
Hendon 3	14	5	2	7	5.5*
Albany 1	14	5	1	8	5.5
West London 1	14	5	1	8	5*
Ealing 2	14	2	0	12	2

* Penalty applied

* Penalty applied

8 board teams, quickplay finish unless agreement to adjourn or adjudicate.

North Circular League

A Division

Barking	8	5	2	1	12
Wanstead I	8	4	3	1	11
Barnet Elizabethans I	8	4	1	3	9
Wanstead II	8	2	0	6	4
Chingford I	8	2	0	6	4

B Division

Wanstead III	10	6	2	2	14
Enfield I	10	5	2	3	12
Chingford II	10	5	0	5	10
Loughton	10	3	2	5	8
Barnet Elizabethans II*	10	3	3	4	7
Enfield II	10	3	1	6	7

* points deducted

Divisions A, B and C are contested over 6, 5 and 4 boards respectively, with quickplay finishes used to complete games.

Thames Valley League

Division 1

Richmond A	12	10	0	2	10
Ealing A	12	9	1	2	9½
Surbiton A	12	7	2	3	8
Wimbledon A	12	6	1	5	6½
Richmond B	12	3	2	7	4
Kingston A	12	2	2	8	3
Wimbledon B	12	0	2	1	1

Division 2

Hammersmith A	14	9	2	3	10
Surbiton B	14	9	2	3	10
Hounslow A	13	7	2	4	8
Hayes A	13	7	1	5	7½
Ealing B	14	5	2	7	6
Ealing Junior A	14	5	1	8	5½
Harrow A	14	3	1	9	3½
Wimbledon C	12	1	3	7	2½

C Division U130

Enfield III	8	7	1	0	15
Chingford IV	8	2	3	3	7
Enfield IV	8	2	2	4	6
Chingford III	8	3	0	5	6
Barnet Elizabethans III	8	2	2	4	6

Division 3

Meadhurst A	12	5	4	3	7
Ealing C	12	7	0	5	7
Staines A	12	6	2	4	7
Ealing Junior B	12	6	1	5	6½
Richmond C	12	6	0	6	6
Harrow B	12	4	1	7	4½
Hounslow B	12	4	0	8	4

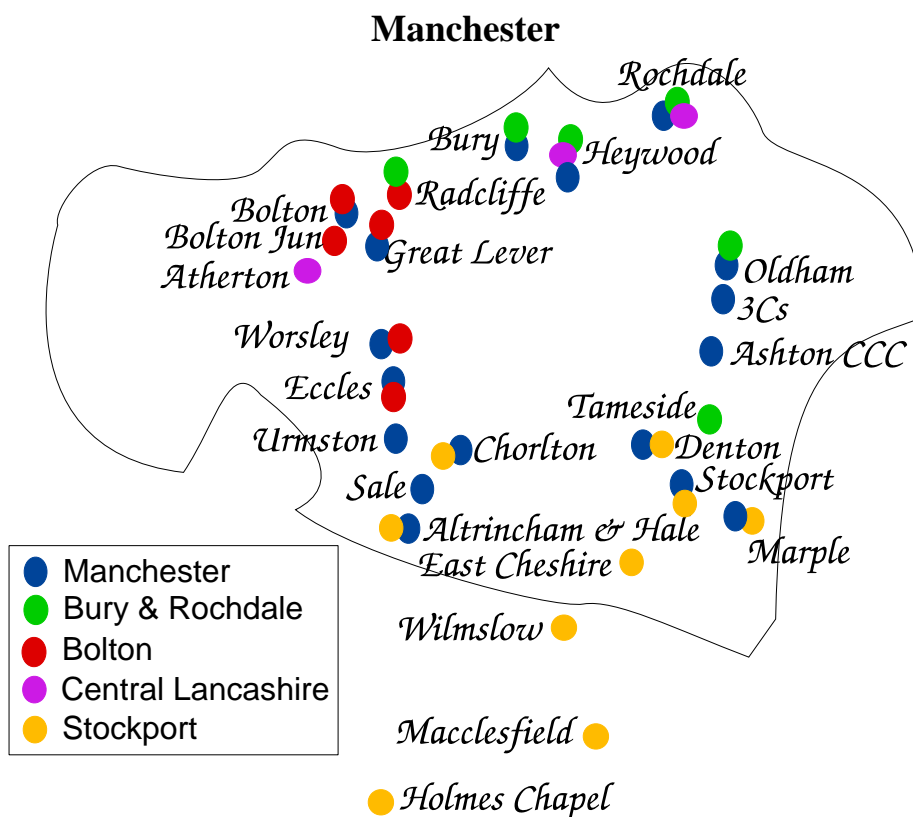
Division 4

Wimbledon D	10	7	3	0	8½
Richmond D	9	5	2	2	6
Maidenhead A	10	5	1	4	5½
Surbiton C	10	3	2	5	4
Ealing Junior C	9	2	1	6	2½
Ealing D	8	1	1	6	1½

Division X

Kingston B	10	5	3	2	6½
Surbiton D	9	5	2	2	6
Hounslow C	10	4	3	3	5½
Meadhurst B	10	4	1	5	4½
Staines B	9	2	3	4	3½
Richmond E	10	2	2	6	3

Team sizes are 8, 7, 6, 6, 4 boards respectively for divisions 1, 2, 3, 4, and X. Finishes, in order of precedence, are adjournment, adjudication, quickplay and finish on the night with no intermediate time control. There is also a provision for Fischer with adjudication.



Stockport League

Division 1

Marple A	12	11	1	0	23
Stockport A	12	6	3	3	15
Holmes Chapel	12	5	2	5	12
Marple B	12	5	1	6	11
Chorlton	12	4	2	6	10
Denton A	12	1	5	6	7
Macclesfield A	12	2	2	8	6

Division 2

East Cheshire A	12	8	2	2	18
Marple C	12	7	4	1	18
Stockport B	12	8	1	3	17
Altrincham	12	6	2	4	14
Denton B	12	4	0	8	8
East Cheshire B	12	2	3	7	7
Wilmslow	12	0	2	10	2

Division 3

Macclesfield B	12	10	0	2	20
Marple D	12	6	3	3	15
East Cheshire C	12	3	4	5	10
Stockport C	12	3	4	5	10
Marple E	12	2	1	9	5

Limit League ind <=120, av<=100

East Cheshire	10	7	2	1	16
Wilmslow	10	5	2	3	12
Macclesfield	10	4	2	4	10
Altrincham	10	4	1	5	9
Denton	10	3	3	4	9
Marple	10	1	2	7	4

Divisions 1 and 2 played over 6 boards, division 3 over 5, limit league over 4. Games played to a finish on the night with no intermediate time control.

Manchester league

Division A

Three Cs 1	9	7	1	1	15
Bolton 1	9	7	1	1	15
Chorlton 1	9	5	1	3	11
Urmston 1	9	4	1	4	9
Marple 1	9	4	1	4	9
Stockport 1	9	4	0	5	8
Denton 1	9	3	1	5	7
Heywood 1	9	2	2	5	6
Great Lever 1	9	2	2	5	6
Three Cs 2	9	2	0	7	4

Division B

Chorlton 2	9	7	1	1	15
Stockport 2	9	7	0	2	14
Rochdale 1	9	5	2	2	12
Bolton 2	9	3	3	3	9
Heywood 2	9	3	3	3	9
Three Cs 3	9	4	1	4	9
Oldham 1	9	3	1	5	7
Chorlton 3	9	3	1	5	7
Bury 1	9	3	1	5	7
Bolton 3	9	0	1	8	1

Division C

Altrincham & Hale 1	8	5	1	2	11
Chorlton 4	8	5	1	2	11
Stockport 3	8	5	0	3	10
Urmston 2	8	4	2	2	10
Denton 2	8	4	1	3	9
Worsley 1	8	4	1	3	9
Three Cs 4	8	4	0	4	8
Eccles 1	8	1	1	6	3
Bury 2	8	0	1	7	1

Division D

Heywood 3	12	10	1	1	21
Chorlton 5	12	10	1	1	21
Bolton 4	12	4	3	5	11
Ashton Community 1	12	5	0	7	10
Three Cs 5	12	3	3	6	9
Denton 3	12	4	1	7	9
Oldham 2	12	1	1	10	3

Division E (U126)

Urmston 3	10	6	3	1	15
Heywood 4	10	5	2	3	12
Sale and District 1	10	4	2	4	10
Worsley 2	10	4	1	5	9
Chorlton 6	10	4	0	6	8
Three Cs 6	10	3	0	7	6

A, B and C divisions contested over 7 boards, D and E over 5, with games concluding with a quickplay finish.

Bolton

Contested by Bolton, Bolton Juniors, Eccles, Great Lever, Radcliffe and Worsley

Bury & Rochdale

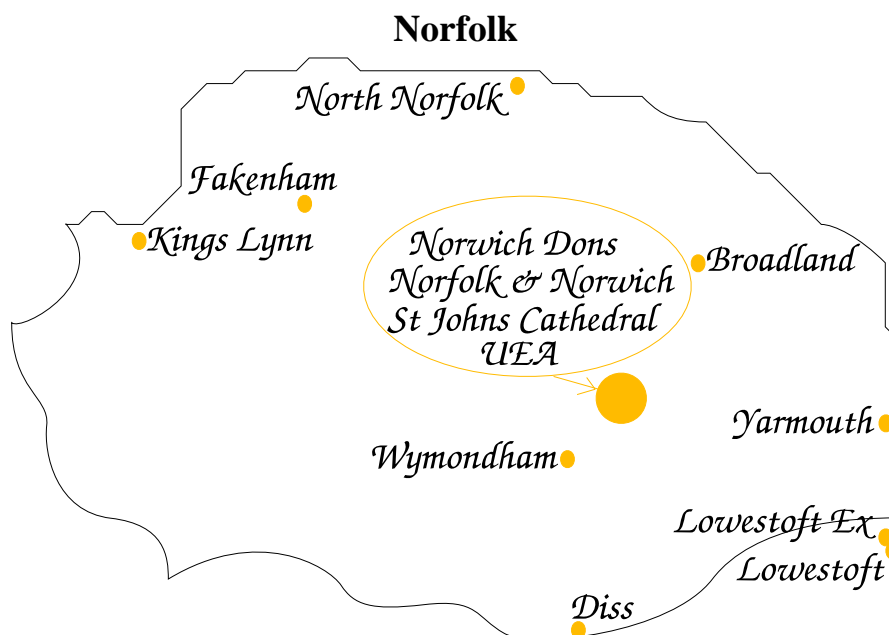
Division A

Rochdale A	6	5	1	0	11
Heywood A	6	3	0	3	6
Oldham A	6	2	0	4	4
Rooks	6	1	1	4	3

Division B

Radcliffe	10	6	4	0	16
Tameside	10	6	2	2	14
Heywood B	9	4	2	3	10
Bury	9	3	3	3	9
Oldham B	10	4	0	6	8
Heywood C	10	0	1	9	1

Matches played over 4 boards.



Norfolk League

Division 1

Dons Avengers	16	12	2	2	45
Norfolk and Norwich A	16	12	2	2	45
Broadland Bitterns	16	9	2	5	41½
Fakenham Gambits	16	11	1	4	38½
Dons Buccaneers	16	5	6	5	34½
Diss Functional	16	6	2	8	27½
Yarmouth A	16	3	2	11	22½
St Johns Crusaders	16	3	2	11	19½
Lowestoft ESCCG A	16	1	1	14	14

Division 2

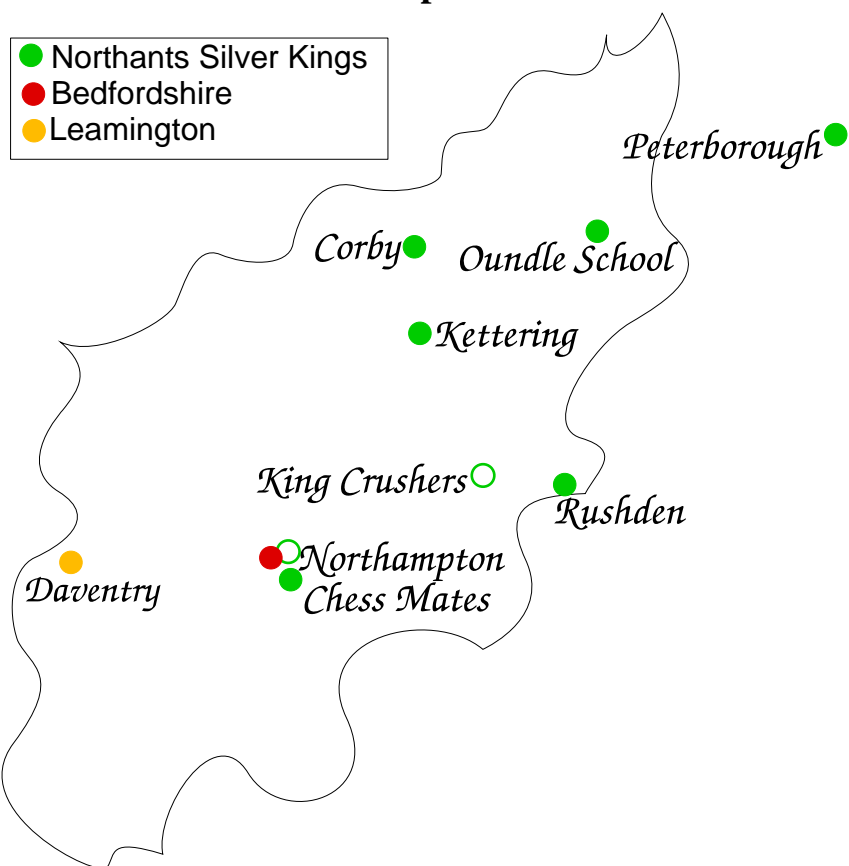
Lowestoft A	18	15	1	2	55
UEA	18	12	1	5	46
Kings Lynn Gold	18	13	3	2	43
Broadland Harnsers	18	8	3	7	35½
Dons Cavaliers	18	4	8	6	35½
Lowestoft B	18	6	3	9	34½
Wymondham Eagles	18	7	3	8	33
Fakenham Oddfellows	18	5	2	11	28
St Johns Templars	18	3	3	12	26½
Norfolk and Norwich B	18	1	5	12	22½

Division 3

North Norfolk Seals	16	13	2	1	50
Dons Daredevils	16	13	1	2	44½
St Johns Bishops	16	9	1	6	35½
Yarmouth B	16	8	2	6	34
Broadland Swallowtails	16	6	2	8	32
Wymondham Owls	16	8	2	6	28
Broadland Harriers	16	4	1	11	25
North Norfolk Crabs	16	3	2	11	22
St Johns Knights	16	1	1	14	17

Teams of 4, quickplay finishes, league positions decided by game points.

Northamptonshire



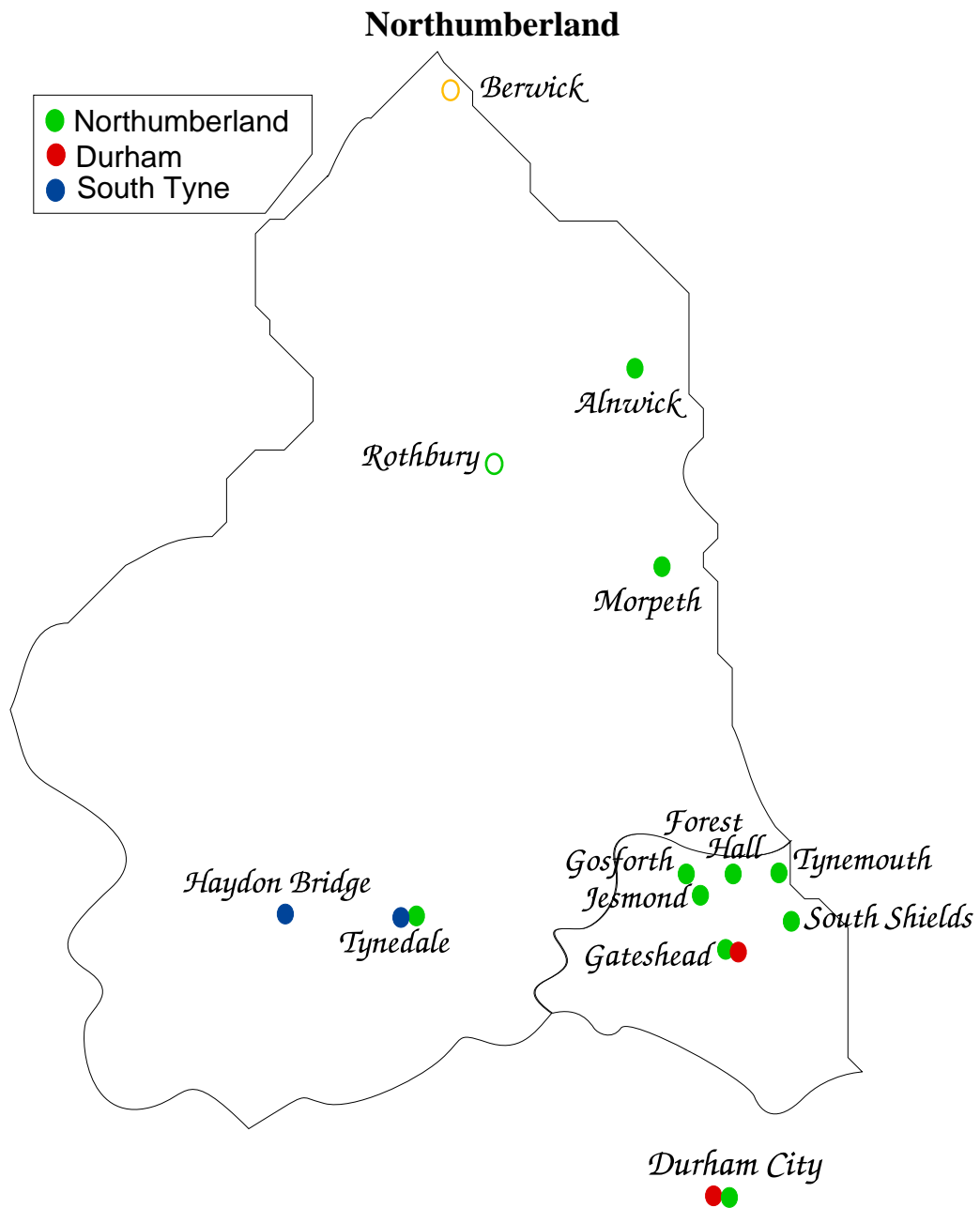
Division 1

Kettering A	10	5	5	0	15
Peterborough	10	6	3	1	15
Chess Mates Northampton B	10	6	1	3	13
Chess Mates Northampton A	10	3	3	4	9
Rushden A	10	2	1	7	5
Kettering B	10	0	3	7	3

Division 2

Corby	10	9	1	0	19
Chess Mates Northampton C	10	5	1	4	11
Oundle School	10	4	2	4	10
Rushden B	10	4	2	4	10
Chess Mates Northampton D	10	2	2	6	6
Kettering C	10	2	0	8	4

Teams of 5, quickplay finish.



For tables see next page

Northumberland Tables

Division 1

Durham City	9	7	2	0	16
Tynemouth Trojans	9	5	4	0	14
Jesmond Rookies	9	5	2	2	12
Morpeth A	9	5	2	2	12
Jesmond Knights	9	4	3	2	11
Jesmond Leam Lane Aces	9	4	2	3	10
Gosforth Empire	9	3	3	3	9
Tynemouth Hobbits	9	2	0	7	4
Tynedale Tans	9	1	0	8	2
Gosforth Regents	9	0	0	9	0

Division 2

Forest Hall A	10	7	2	1	16
Tynemouth Castles	10	6	2	2	14
Gateshead	10	6	0	4	12
Morpeth B	10	3	2	5	8
Gosforth Salters	10	2	1	7	5
Alnwick	10	2	1	7	5

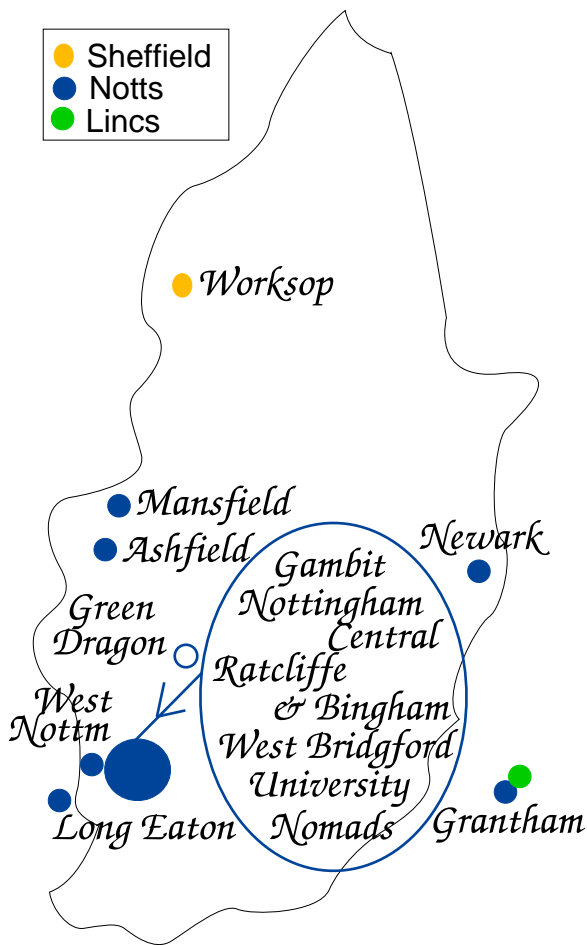
Division 3

Tynemouth Sprites	10	5+2	0	1+2	12
South Shields	10	4+3	0+1	2	11.5
Tynemouth Warriors	10	4+2	0+1	2+1	10.5
Gosforth IV	10	4+2	0	2+2	10
Tynedale Reivers	8	4	0	4	8
Forest Hall B	10	2+3	0	4+1	7
Jesmond Wasps	12	2+2	0	2+6	6
Morpeth C	8	3	0	5	6
Forest Hall C	10	0+1	0	6+3	1

Nominally a single round robin division, teams in division 3 could play each other twice with each match counting half points. The results of half point matches are shown after the +s in the table above.

5 board matches with games played to a finish with no intermediate time control.

Nottinghamshire



Division 3

West Nott'm 2	14	12	0	2	24
Ashfield 3	14	10	1	3	21
Radcliffe & Bingham1	14	7	4	3	18
West Bridgford 3	14	6	2	6	14
Gambit 4	14	6	1	7	13
Newark 2	14	5	2	7	12
University 2	14	2	1	11	5
Nott'm Central 2	14	2	1	11	3

Division 4

Nomads 2	14	10	2	2	22
West Nottingham4	14	8	3	3	19
West Nottingham 3	14	7	1	6	15
Mansfield 2	14	5	4	5	14
Radcliffe & Bingham2	14	5	2	7	12
Ashfield 4	14	4	3	7	11
West Bridgford 4	14	4	2	8	10
Nomads 3	14	3	3	8	9

Division 5

Radcliffe& B'ham3	16	13	2	1	28
Newark 3	16	10	3	3	23
West Bridgford 5	16	9	2	5	20
University 3	16	7	5	4	19
Gambit 5	16	4	3	9	11
Nottingham Central 3	16	4	2	10	10
West Nottingham 6	16	3	3	10	9
West Nottingham 5	16	6	0	10	6
West Nottingham 7	16	6	0	10	6

Division 1

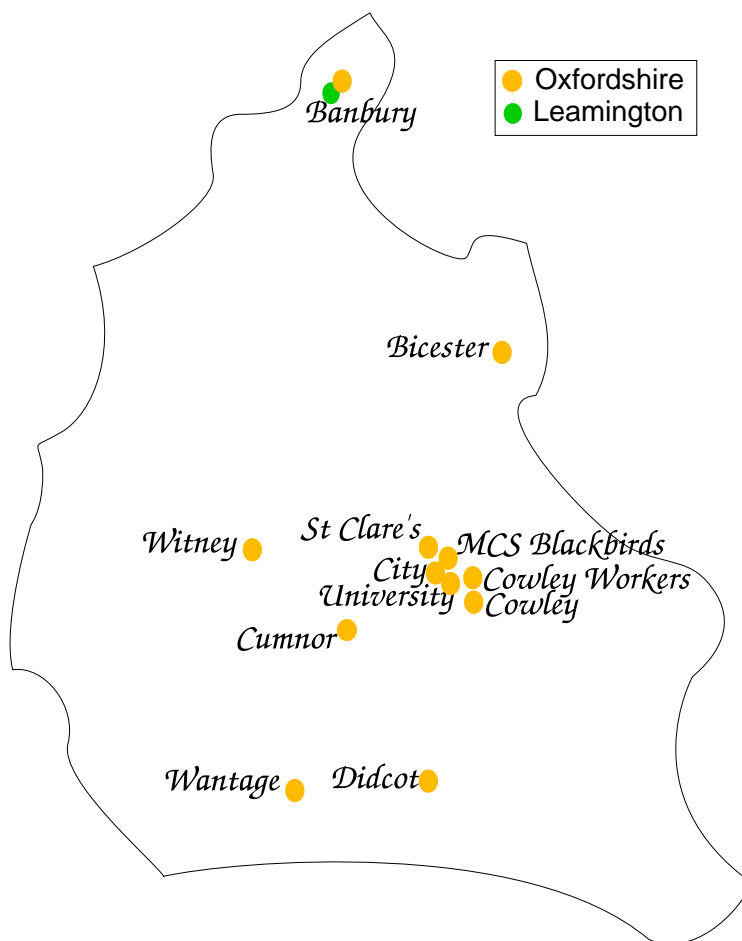
Grantham 1	14	10	3	1	23
Ashfield 1	14	9	1	4	19
Gambit 1	14	8	2	4	18
Mansfield 1	14	7	2	5	16
Newark 1	14	5	3	6	13
University 1	14	3	3	8	9
West Bridgford 1	14	3	2	9	8
Gambit 2	14	3	0	11	6

Division 2

West Nott'm 1	14	9	4	1	22
West Bridgford 2	14	8	3	3	19
Grantham 2	14	8	2	4	18
Nottingham Central 1	14	7	3	4	17
Gambit 3	14	7	2	5	16
Ashfield 2	14	5	2	7	12
Long Eaton	14	2	1	11	5
Nomads 1	14	0	3	11	3

5 board matches except in the bottom division which is played over 4 boards. Quickplay finishes.

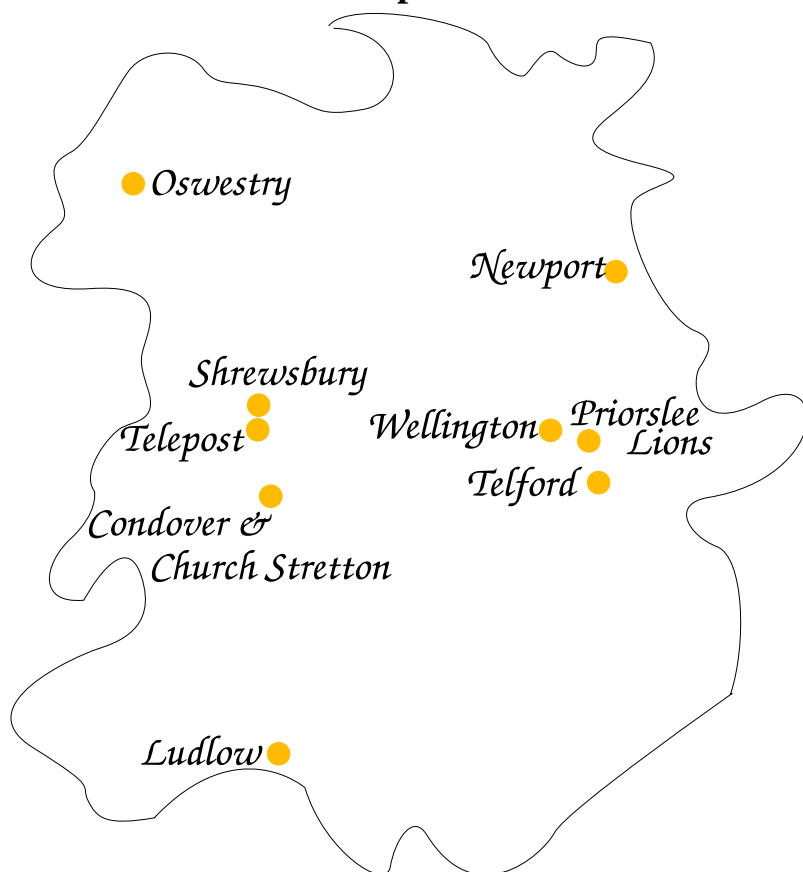
Oxfordshire



Division 1						Division 3					
Witney 1	12	12	0	0	24	Didcot 2	14	8	4	2	20
City 1	12	9	0	3	18	Ox Uni 2	14	9	1	4	19
Cowley 2	12	5	1	6	11	Witney 3	14	7	2	5	16
Banbury 1	12	5	1	6	11	Bicester 2	14	7	1	6	14
Cowley 1	12	5	0	7	10	Banbury 2	14	7	0	7	14
Ox Uni 1	12	3	1	8	6	City 4	14	3	5	6	11
MCS/B1	12	0	3	9	3	Cowley Workers 1	14	5	1	8	11
Division 2						City 3 (Ab Sch) 14 2 2 10 6					
Witney 2	12	11	0	1	22	Division 4					
Didcot 1	12	10	1	1	21	Witney 4	14	9	1	4	19
City 2	12	6	1	5	13	MCS/B 2	14	8	3	3	19
Cumnor 1	12	5	1	6	11	St Clare's	14	8	2	4	18
Wantage 1	12	4	0	8	8	Wantage 2	14	6	1	7	13
Cowley 3	12	2	1	9	5	Cowley 4	14	4	4	6	12
Bicester 1	12	2	0	10	4	Cowley Workers 2	14	6	1	7	11
						Cumnor 2	14	4	4	5	11
						Witney 5	14	2	2	10	6

Teams of 6, games played to a finish on the night with no intermediate time control.

Shropshire



Division 1

Telepost A	14	10	1	3	21
Newport A	14	9	2	3	20
Wellington A	14	8	3	3	19
Priorslee Lions A	14	8	1	5	17
Shrewsbury A	14	6	0	8	12
Telford A	14	4	3	7	11
Condover & Ch Stretton A	14	4	2	8	10
Priorslee Lions B	14	1	0	13	2

Division 3

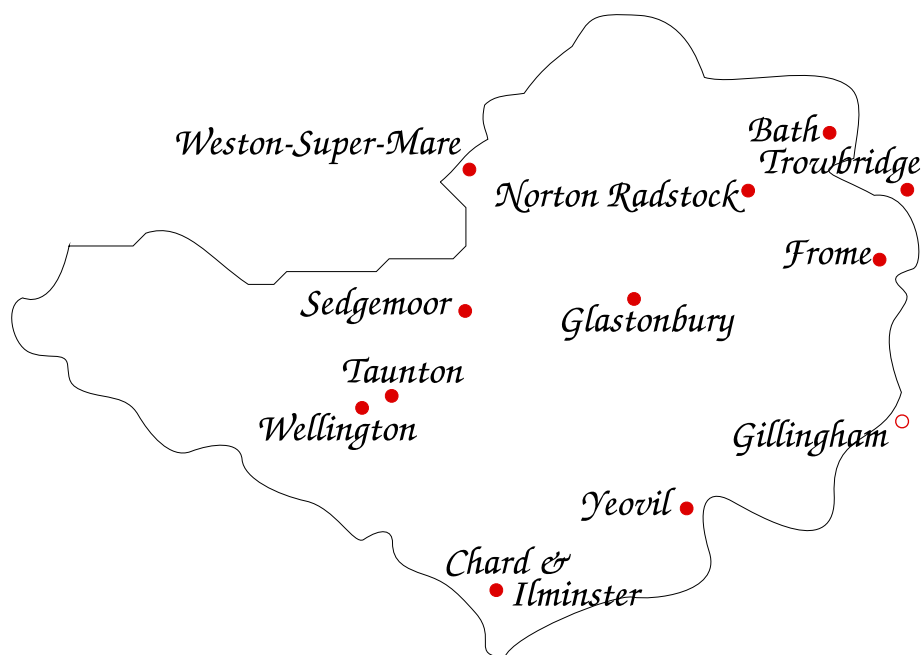
Telford C	14	10	2	2	22
Shrewsbury C	14	7	6	1	20
Condover & Ch Stretton B	14	8	3	3	19
Newport C	14	6	4	4	16
Oswestry B	14	7	0	7	14
Priorslee Lions C	14	5	3	6	13
Telepost D	14	3	2	9	8
Newport Juniors	14	0	0	14	0

Division 2

Ludlow A	14	9	2	3	20
Oswestry A	14	9	2	3	20
Shrewsbury B	14	6	3	5	15
Wellington B	14	7	1	6	15
Telepost B	14	7	0	7	14
Telford B	14	5	4	5	14
Newport B	14	5	3	6	13
Telepost C	14	0	1	13	1

Teams of 5 in divisions one and two, four in division 3. Matches played to a finish with no intermediate time control.

Somerset



Division 1

Taunton	6	5	0	1	10
Glastonbury	6	4	0	2	8
Yeovil	6	3	0	3	6
Frome	6	0	0	6	0

Division 3 east

Bath	6	3	2	1	8
Frome	6	3	2	1	8
Norton Radstock	6	2	1	3	5
Trowbridge	6	0	3	3	3

Division 2 east

Trowbridge	6	4	0	2	8
Frome	6	3	1	2	7
Norton Radstock	6	1	1	4	3

Division 3 west

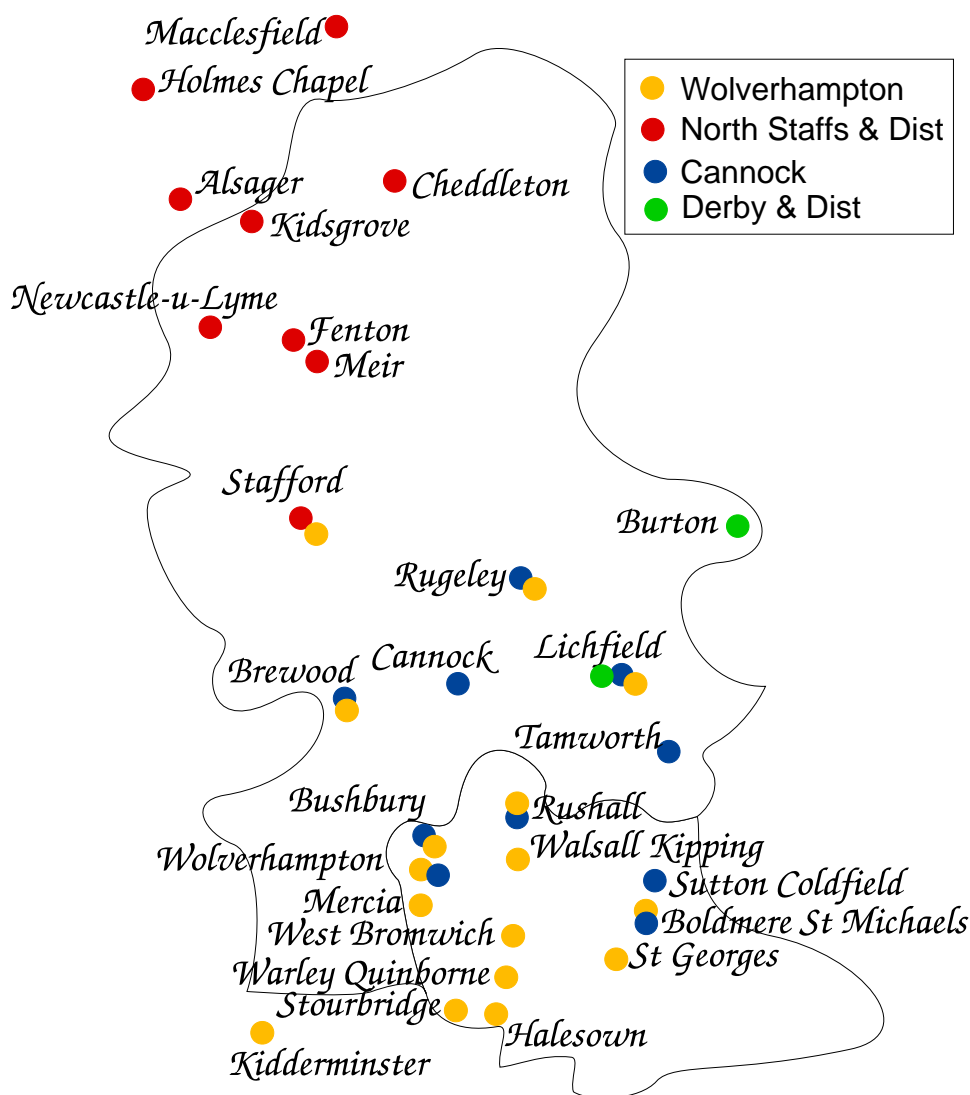
Weston-super-Mare	10	7	1	2	15
Taunton Knights	10	6	1	3	13
Sedgemoor	10	5	2	3	12
Glastonbury	10	5	1	4	11
Taunton Bishops	10	3	3	4	9
Yeovil	10	0	0	10	0

Division 2 west

Sedgemoor	12	11	0	1	22
Taunton	12	9	0	3	18
Weston-super-Mare	12	6	1	5	13
Yeovil	12	6	0	6	12
Chard & Ilminster	12	3	2	7	8
Wellington	12	3	0	9	6
Glastonbury	12	2	1	9	5

Teams of 6 in divisions one and two, four in division three, played with quickplay finishes.

Staffordshire



Cannock

Division 3 (max 460)

Cannock	9	6	2	1	20
Rugeley	9	5	3	1	18
Brewood	9	4	3	2	15
Lichfield B	9	4	2	3	14
Wolverhampton	9	3	4	2	13
Rushall	9	2	5	2	11
Lichfield A	9	3	2	4	11
Sutton Coldfield	9	2	2	5	8
Bushbury	9	2	2	5	8
Boldmere	9	2	1	6	7

Teams of 4 using quickplay finishes. I believe there was insufficient interest to run other divisions.

North Staffs

Division 1

Stafford A	6	5	1	0	11
Cheddleton A	6	2	1	3	5
Newcastle A	6	2	0	4	4
H C Kings	6	2	0	4	4

Division 2 (max 725)

Macclesfield	16	13	1	2	27
Newcastle B	16	10	2	4	22
Cheddleton B	16	7	4	5	18
H Chapel Knights	16	8	1	7	17
Cheddleton D	16	6	5	5	17
Fenton A	16	7	1	8	15
H Chapel Rooks	16	5	2	9	12
Cheddleton C	16	5	1	10	11
Alsager A	16	2	1	13	5

Division 3 (max 520)

Macclesfield	16	13	1	2	27
Newcastle B	16	10	2	4	22
Cheddleton B	16	7	4	5	18
H Chapel Knights	16	8	1	7	17
Cheddleton D	16	6	5	5	17
Fenton A	16	7	1	8	15
H Chapel Rooks	16	5	2	9	12
Cheddleton C	16	5	1	10	11
Alsager A	16	2	1	13	5

Division 4 (max 460)

Fenton B	12	10	1	1	21
Meir B	12	6	3	3	15
Newcastle E	12	4	5	3	13
Cheddleton H	12	6	1	5	13
Alsager C	12	5	1	6	11
Newcastle D	12	4	2	6	10
H C Tiny Pawns	12	0	1	11	1

Division 5 (max 400)

Meir D	10	5	3	2	13
Fenton D	10	5	1	4	11
Cheddleton I	10	3	4	3	10
Fenton C	10	4	2	4	10
Meir C	10	2	5	3	9
Cheddleton J	10	2	3	5	7

Divisions one and two played over 5 boards, three to five over 4 boards. Games played to a finish with no intermediate time control. Divisions 2, 3 and 4 have minimum counting grades of 120, 105 and 90 respectively; division 5 a maximum individual grade of 125.

Wolverhampton

Division 1

Stourbridge A	9	6	2	1	14
Lichfield A	9	6	2	1	14
St Georges A	9	5	2	2	12
Bushbury A	9	5	1	3	11
Stafford A	9	5	1	3	11
West Bromwich	9	4	1	4	9
Walsall Kipping A	9	3	2	4	8
Warley Quinborne A	9	2	1	6	5
Wolverhampton A	9	1	1	7	3
Halesowen A	9	1	1	7	3

Division 2

Boldmere St Michaels	9	7	2	0	16
Kidderminster	9	7	1	1	15
Rugeley	9	4	3	2	11
Rushall A	9	4	1	4	9
Mercia A	9	4	1	4	9
Brewood A	9	3	2	4	8
Wolverhampton B	9	4	1	4	*6
Bushbury B	9	1	3	5	5
Lichfield B	9	1	2	6	4
St Georges B	9	2	0	7	4

*Points deducted for rules breach

Division 3

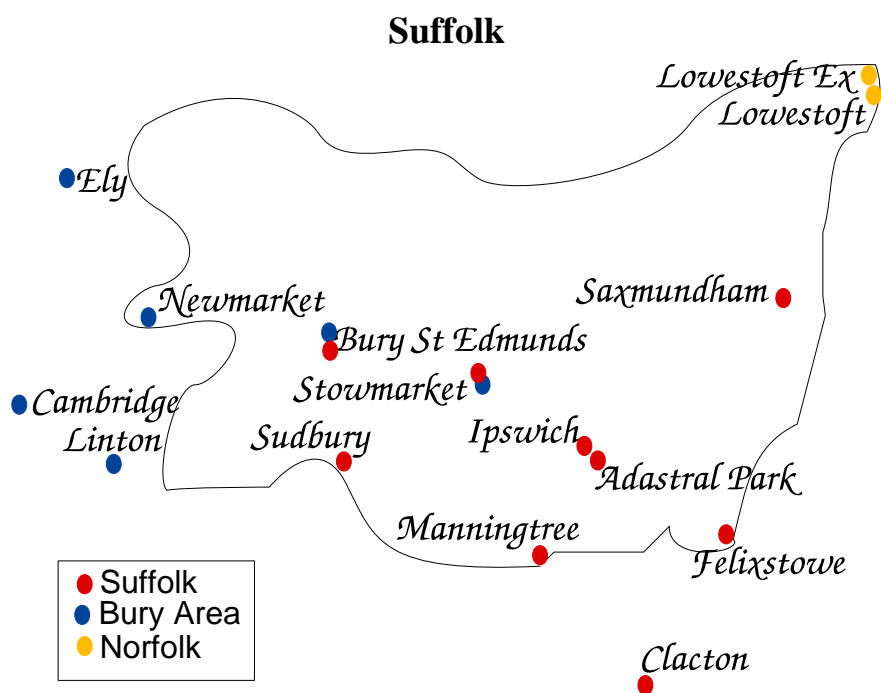
Stourbridge B	12	10	0	2	20
Halesowen B	12	6	4	2	16
Walsall Kipping B	12	6	2	4	14
Stafford B	12	5	3	4	13
Brewood B	12	6	0	6	12
Rushall B	12	2	1	9	5
Mercia B	12	1	2	9	4

Division 4

Walsall Kipping C	9	6	2	1	14
Lichfield C	9	6	2	1	14
Wolverhampton C	9	5	2	2	12
Stourbridge C	9	4	1	4	9
Halesowen C	9	3	2	4	8
Halesowen D	9	2	1	6	5
Warley Quinborne B	9	2	1	6	5
Mercia C	9	1	1	7	*1

*Points deducted for rules breach

Divisions one and two play over 6 boards, three over 5 and four over 4. In top two divisions matches are completed by default by adjournment, with quickplay being the alternative. In divisions three and four quickplay finish is the default option, with adjournment the alternative.



Bury Area

Division 1

Cambridge Examiners	12	10	1	1	45
Linton A	12	9	2	1	43.5
Bury Scorpions	12	6	1	5	30
Bury Scarabs	12	4	1	7	23
Ely Beet Bishops	12	4	0	8	22.5
Cambridge Choristers	12	3	1	8	21.5
Bury Cobras	12	3	0	9	21.5

Division 2

Cambridge Oddfellows	12	10	1	1	43.5
Bury Vipers	12	6	2	4	34
Cambridge Dons	12	5	3	4	32
Linton Blacks	12	4	3	5	26.5
Cambridge Academicals	12	4	3	5	25.5
Newmarket Stallions	12	5	1	6	25.5
Cambridge Bollards	12	1	1	10	11

Division 3

Newmarket Thoroughbreds	12	10	1	1	42.5
Bury E	12	7	1	4	35
Cambridge Gowns	12	6	2	4	33.5
Stowmarket	12	6	1	5	29.5
Linton Whites	12	3	2	7	23.5
Bury F	12	3	1	8	22
Bury Saffrons	12	2	2	8	16

Roger Goldsmith D1

Bury Abbey	4	3	0	1	10
Cambridge Masters	4	2	1	1	9
Cambridge Students	4	2	0	2	8
Bury Beehive	4	0	2	2	6.5
Cambridge Porters	4	1	1	2	6.5

Roger Goldsmith D2

Bury Cathedral	3	1	2	0	7.5
Linton Lions	3	1	2	0	7
Stowmarket (RG2)	3	1	1	1	5
Cambridge Bursars	3	0	1	2	3.5

Main divisions played over 5 boards, Roger Goldsmith over 4.

Suffolk League

Division 1

Manningtree A	10	6	3	1	24
Ipswich C	10	4	3	3	20
Bury St Edmunds A	10	3	3	4	20
Bury St Edmunds B	10	2	6	2	19½
Ipswich A	10	2	4	4	19
Ipswich B	10	2	3	5	17½

Division 2

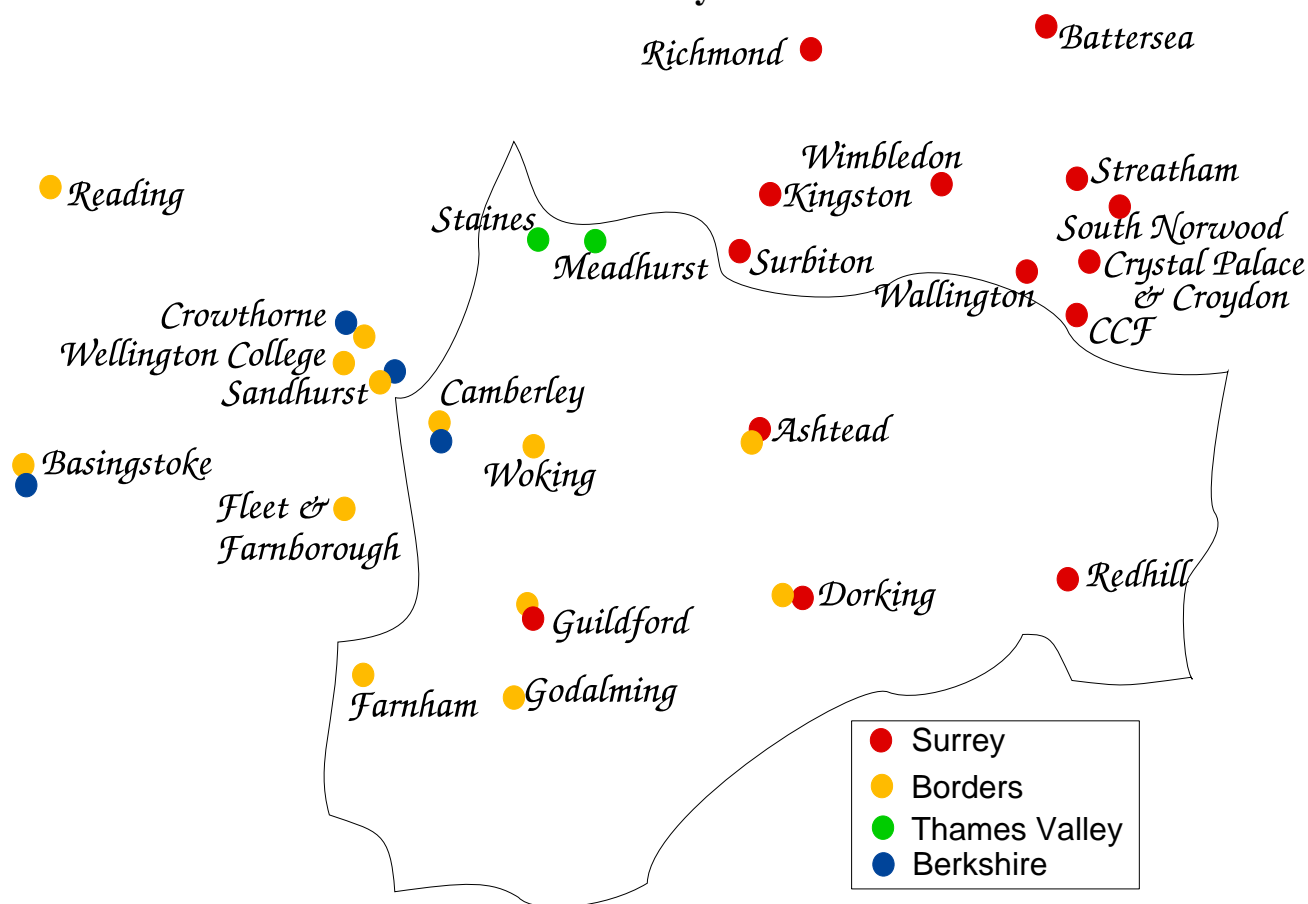
Bury St Edmunds C	10	5	3	2	23
Stowmarket A	10	4	3	3	20½
Adastral	10	3	4	3	20½
Ipswich D	10	4	3	3	20
Sudbury	10	2	6	2	18½
Saxmundham A	10	1	3	6	16½

Division 3

Bury D	12	6	3	3	29
Clacton	12	7	2	3	27½
Ipswich E	12	6	2	4	24
Stowmarket Rooks	12	5	1	6	24
Manningtree B	12	4	4	4	23
Felixstowe	12	2	3	7	21½
Saxmundham B	12	4	1	7	19

Teams of four in all divisions.

Surrey



Division 1: Surrey Trophy

Redhill 1	8	6	2	0	7
CCF	8	7	0	1	7
Wimbledon 1	8	5	0	3	5
Guildford 1	8	3	1	4	3½
Surbiton 1	8	2	3	3	3½
Ashtead 1	8	2	2	4	3
South Norwood 1	8	2	2	4	3
Streatham	8	2	1	5	2½
Crystal Palace 1	8	1	1	6	1½

Division 2: Beaumont Cup

Kingston 1	7	5	1	1	5½
Redhill 2	7	5	0	2	5
Guildford 2	7	4	1	2	4½
Wallington 1	7	4	1	2	4½
Battersea	7	3	2	2	4
Surbiton 2	7	2	0	5	2
Wimbledon 2	7	1	1	5	1½
South Norwood 2	7	0	2	5	1

Division 3: Ellam Trophy

Ashtead 2	8	6	0	2	6
Guildford 3	8	4	1	3	4½
Crystal Palace 2	8	3	2	3	4
Wimbledon 3	8	2	2	4	3
Wimbledon 4	8	2	1	5	2½

Division 4: Centenary

Redhill 3	8	8	0	0	8
Dorking 1	8	5	0	3	5
Wimbledon 5	8	3	0	5	3
Kingston 2	8	3	0	5	3
Wallington 2	8	1	0	7	1

Division 5: Minor Trophy U145

Ashtead 3	5	3	0	2	3
Crystal Palace 3	5	3	0	2	3
Redhill 4	5	3	0	2	3
Dorking 2	5	2	0	3	2
Wallington 3	5	2	0	3	2
South Norwood 3	5	2	0	3	2

Division 6: Fred Manning U120

Dorking	8	4	2	2	5
South Norwood	8	3	3	2	4½
Richmond	8	3	2	3	4
Ashtead	8	3	2	3	3½*
Crystal Palace	8	2	1	5	2½

* Ashtead penalised ½ point

Divisions one and two played over 8 boards, three over 7, four and five over 6 and six over 4. Adjournment, adjudication and quickplay finishare all available, with the players taking turns to eliminate one option. However in the Fred Manning all games are played to a finish with no intermediate time control.

Borders League

Division 1: Waechter Shield

Sandhurst A	8	6	0	2	6
Guildford A	8	5	2	1	6
Crowthorne A	8	4	2	2	5
Farnham A	8	2	1	5	2.5
Guildford B	8	0	1	7	0.5

Division 2: Tom White Trophy U181

Camberley A	12	8	2	2	9
Reading A	12	7	3	2	8.5
Guildford C	12	6	1	5	6.5
Basingstoke A	12	6	1	5	6.5
Crowthorne B	12	4	4	4	6
Farnham B	12	2	2	8	3
Wellington College A	12	1	3	8	2.5

Division 3: Graham Smith Shield U156

Godalming A	8	6	0	2	6
Guildford D	8	4	2	2	5
Fleet & Farnborough A	8	5	0	3	5
Crowthorne C	8	3	1	4	3.5
Sandhurst B	8	0	1	7	0.5

Division 4: David Pritchard Shield U141

Guildford E	10	7	1	2	7.5
Camberley B	10	4	5	1	6.5
Godalming B	10	6	1	3	6.5
Woking A	10	5	2	3	6
Fleet & Farnborough B	10	2	0	8	2
Farnham C	10	1	1	8	1.5

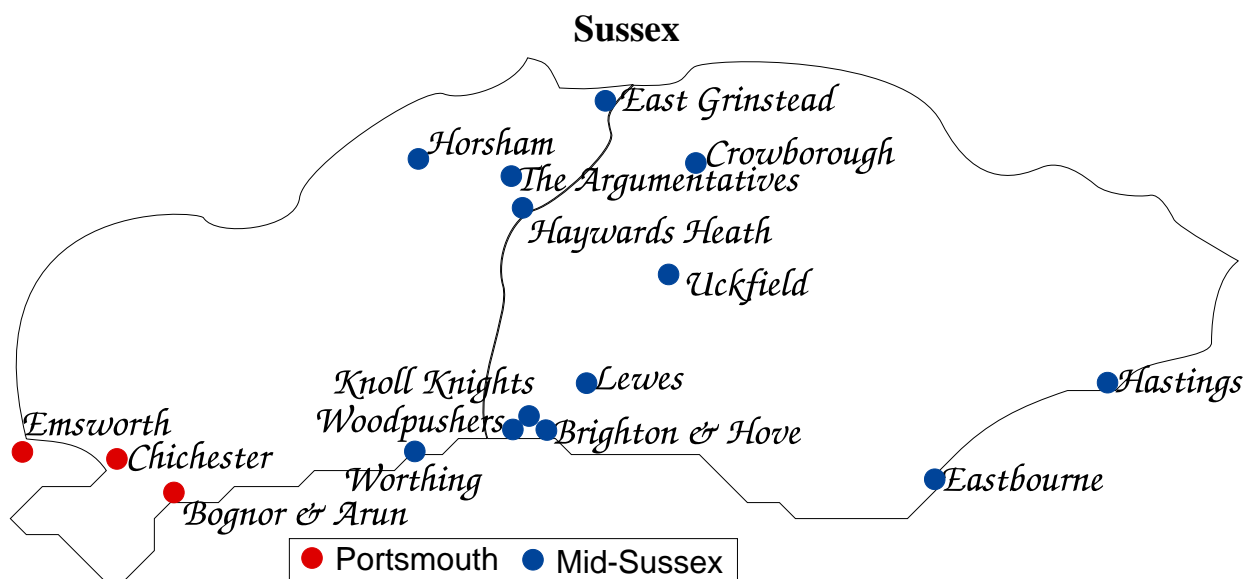
Division 5: Colin Price Shield U126

Guildford F	10	7	0	3	7
Basingstoke C	10	5	3	2	6.5
Camberley C	10	4	3	3	5.5
Fleet & Farnborough C	10	4	1	5	4.5
Godalming C	10	2	3	5	3.5
Ashtead A	10	2	2	6	3

Division 6: Bill Lowe Shield U116

Fleet & Farnborough E	12	8	3	1	9.5
Godalming D	12	7	4	1	9
Camberley D	12	6	3	3	7.5
Dorking A	12	4	4	4	6
Basingstoke D	12	2	5	5	4.5
Guildford G	12	1	4	7	3
Fleet & Farnborough D	12	1	3	8	2.5

Grade limits do not (always) apply to a club's first team, in which one over graded player is allowed. Divisions one to four are played over 5 boards, five and six over 4. Default time controls in the top five divisions are play to a finish with no intermediate time control, with Fischer being used where suitable clocks available. Alternatively adjournments may be used. In division six games are played to a finish with no intermediate time control.



Division 1

Brighton & Hove 1	9	7	2	0	8
Hastings & St Leonards 1	9	6	2	1	7
Horsham 1	9	5	1	3	5½
Worthing 1	9	4	2	3	5
Crowborough 1	9	3	3	3	4½
Haywards Heath 1	9	4	0	5	4
Hastings & St Leonards 2	9	3	2	4	4
Knoll Knights	9	3	2	4	4
Lewes 1	9	2	2	5	3
Worthing 2	9	0	0	9	0

Division 2

Horsham 2	9	8	1	0	8½
Eastbourne 1	9	7	1	1	7½
Brighton & Hove 2	9	6	1	2	6½
Hastings & St Leonards 3	9	4	4	1	6
Lewes 2	9	3	2	4	4
Brighton & Hove 3	9	3	1	5	3½
Horsham 3	9	3	0	6	3
Argumentatives	9	2	1	6	2½
Worthing 3	9	2	0	7	2
East Grinstead 1	9	1	1	7	1½

Division 3

Crowborough 2	8	8	0	0	8
Woodpushers 1	8	5	1	2	5½
Uckfield 1	8	4	2	2	5
Haywards Heath 2	8	4	1	3	4½
Horsham 4	8	3	2	3	4
Crowborough 3	8	4	0	4	4
Eastbourne 2	8	2	2	4	3
Brighton & Hove 4	8	1	2	5	2
Uckfield 2	8	0	0	8	-½

Division 4

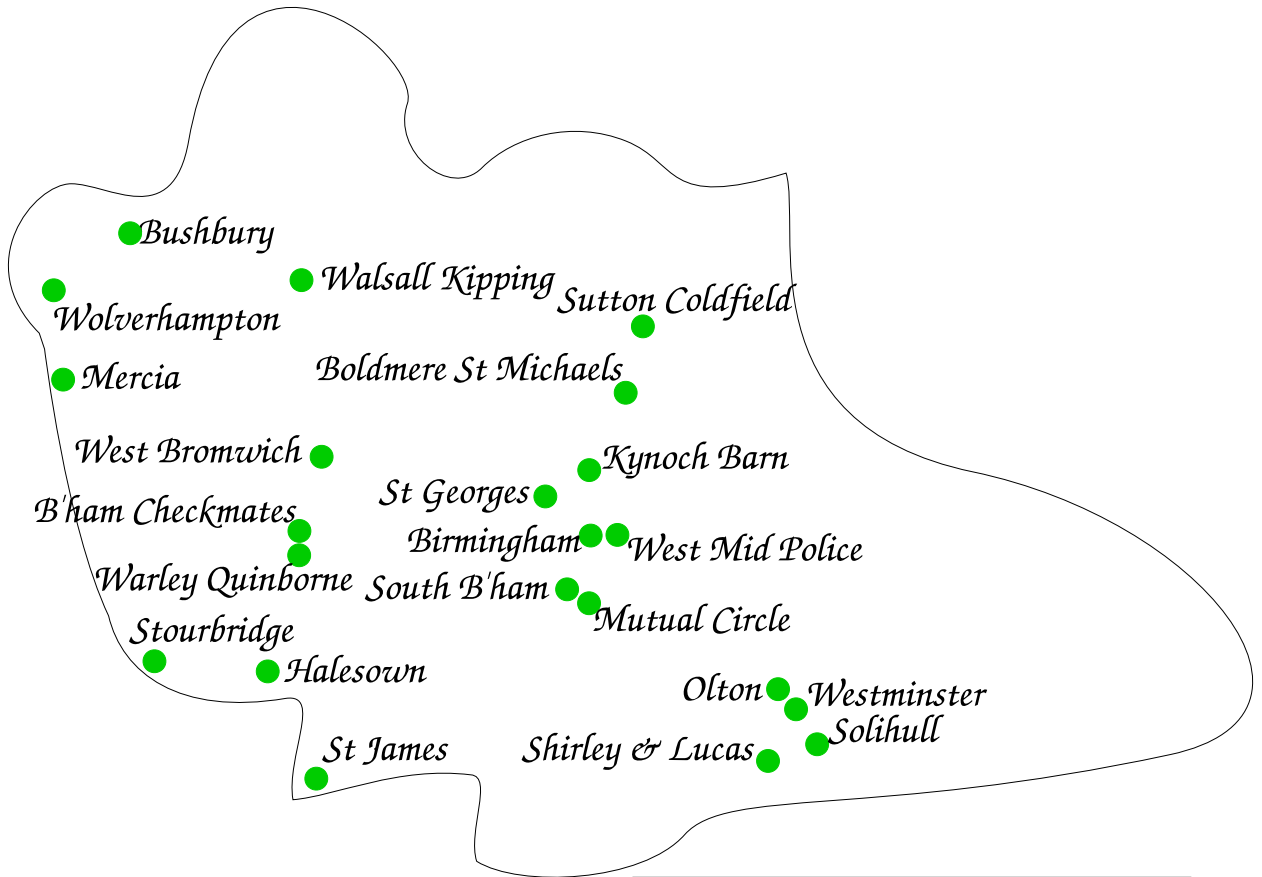
Horsham 5	8	6	1	1	6½
Hastings & St Leonards 4	8	6	0	2	6
Brighton & Hove 5	8	5	0	3	5
Worthing 4	8	3	3	2	4½
Horsham 6	8	3	2	3	4
Crowborough 4	8	2	4	2	4
East Grinstead 2	8	2	3	3	3½
Woodpushers 2	8	2	1	5	2½
Haywards Heath 3	8	0	0	8	-2

All divisions played over 5 boards, with adjudication being the default finishing option though quickplay finishes available if using a long playing session.

Warwickshire

● *Lichfield*

Tamworth ●



Map showing location of Birmingham league teams superimposed on outline of West Midlands. For Coventry and Leamington leagues see map further down page. For Wolverhampton league see Staffordshire, for Dudley league see Worcestershire.

● *Redditch*

Birmingham League

Division 1

Walsall Kipping	12	7	4	1	18
South Birmingham 'A'	12	8	1	3	17
Olton	12	8	0	4	16
Shirley & Wythall	12	6	2	4	14
Bushbury	12	4	5	3	13
Lichfield	12	6	1	5	13
Stourbridge	12	5	2	5	12
West Bromwich	12	4	4	4	12
South Birmingham 'B'	12	5	2	5	12
Halesowen	12	2	5	5	9
Sutton Coldfield	12	3	3	6	9
Warley Quinborne	12	2	4	6	8
Tamworth & District	12	1	1	10	3

Division 2

Solihull 'A'	12	10	2	0	22
Wolverhampton	12	6	3	3	15
Boldmere St Michaels	12	6	3	3	15
Olton	12	6	3	3	15
South Birmingham 'B'	12	6	3	3	15
Solihull 'B'	12	6	2	4	14
South Birmingham 'A'	12	4	4	4	12
Sutton Coldfield	12	5	1	6	11
Mutual Circle	12	4	2	6	10
Shirley & Wythall	12	4	1	7	9
Warley Quinborne	12	3	3	6	9
South Birmingham 'C'	12	3	1	8	7
Birmingham	12	1	0	11	2

Division 3

Lichfield	12	9	2	1	20
Redditch	12	9	1	2	19
Stourbridge	12	8	0	4	16
Boldmere St Michaels	12	7	1	4	15
Halesowen	12	5	3	4	13
Olton	12	6	1	5	13
Mutual Circle	12	4	3	5	11
Westminster	12	4	3	5	11
Warley Quinborne	12	4	2	6	10
Mercia	12	5	0	7	10
Shirley & Wythall	12	2	4	6	8
Birmingham University	12	2	2	8	6
Saint George's	12	1	2	9	4

Division 4

Solihull 'A'	10	7	2	1	16
Sutton Coldfield	10	7	1	2	15
Boldmere St Michaels	10	5	3	2	13
Walsall Kipping	10	5	1	4	11
Lichfield	10	5	1	4	11
Olton	10	4	2	4	10
Bushbury	10	3	2	5	8
Solihull 'B'	10	3	2	5	8
Greenlands	10	4	0	6	8
Redditch	10	3	1	6	7
Shirley & Wythall	10	1	1	8	3

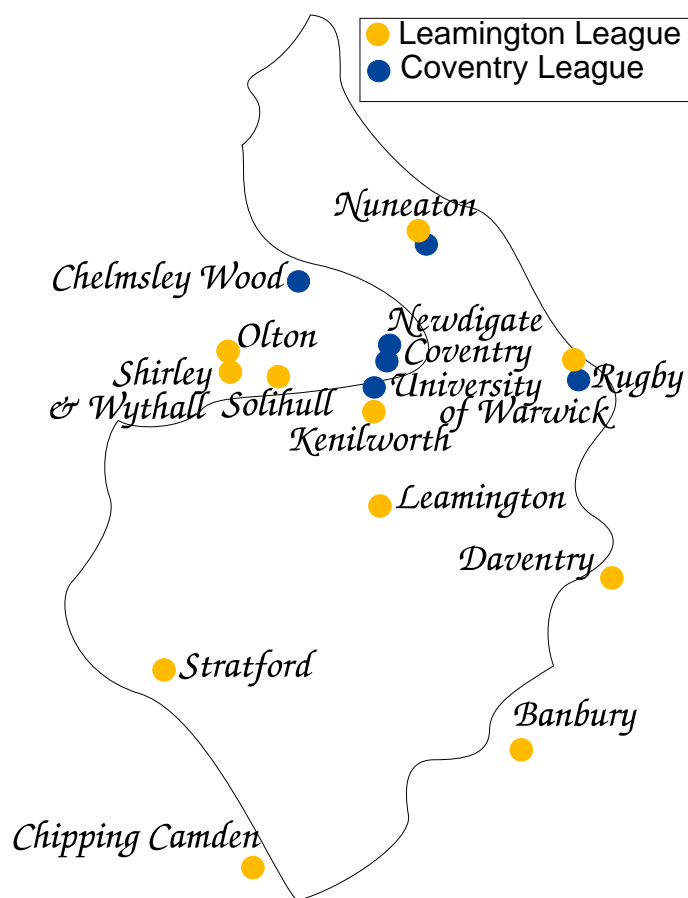
Division 5

Solihull	10	6	2	2	14
South Birmingham	10	7	0	3	14
Lichfield	10	6	1	3	13
Birmingham	10	4	4	2	12
Westminster	10	4	3	3	11
Mutual Circle	10	3	4	3	10
Walsall Kipping	10	4	2	4	10
Boldmere St Michaels	10	4	1	5	9
Kynoch	10	3	2	5	8
West Midlands Police	10	3	2	5	8
Olton	10	0	1	9	1

Division 6

Saint George's	11	8	2	1	18
Halesowen 'A'	11	7	3	1	17
Halesowen 'B'	11	7	2	2	16
South Birmingham	11	5	3	3	13
Birmingham	11	6	1	4	13
Birmingham University	11	4	4	3	12
Westminster 'A'	11	3	3	5	9
West Midlands Police	11	3	2	6	8
Kynoch	11	2	4	5	8
Boldmere St Michaels	11	2	3	6	7
Westminster 'B'	11	2	3	6	7
Solihull	11	0	4	7	4

Teams of 6, excepted in lowest division which is for teams of 4. Default finishes are by adjournment, with quickplay the alternative. Exceptionally games due for adjournment may be adjudicated should they not affect the match result.



Coventry League

Division 1

Nuneaton A	12	8	3	1	19
Warwick University B	12	7	4	0	18
Rugby A	12	6	2	4	14
Warwick University A	12	5	3	3	13
Coventry A	12	3	3	6	9
Nuneaton B	12	1	3	8	5
Coventry B	12	1	2	9	4

Division 2

Coventry D	14	7	3	4	17
Rugby B	14	7	3	4	17
Warwick University C	14	7	3	4	17
Nuneaton C	14	5	4	5	14
Coventry C	14	5	3	6	13
Newdigate	14	3	6	5	12
Coventry E	14	4	3	7	11
Chelmsley Wood	14	5	1	8	11

Division 3

Nuneaton D	10	9	0	1	18
Coventry F	10	6	1	3	13
Warwick University D	10	4	1	4	9
Coventry G	10	4	0	6	8
Rugby C	11	3	2	6	8
Nuneaton E	10	2	2	6	6
Warwick University E	3	1	0	2	2

Matches are contested by teams of four.

Leamington League

Division 1

Kenilworth A	16	11	3	2	25
Olton A	16	10	1	5	21
Daventry A	16	8	2	6	18
Shirley A	16	7	3	6	17
Stratford A	16	6	3	7	15
Olton B	16	5	4	7	14
Banbury A	16	4	5	7	13
Banbury B	16	5	1	10	11
Leamington A	16	4	2	10	10

Division 2

Solihull A	12	11	0	1	22
Solihull B	12	10	0	2	20
Leamington B	12	5	3	4	13
Shirley B	12	5	1	6	11
Kenilworth B	12	4	1	7	9
Shirley C	12	3	1	8	7
Stratford B	12	1	0	11	2

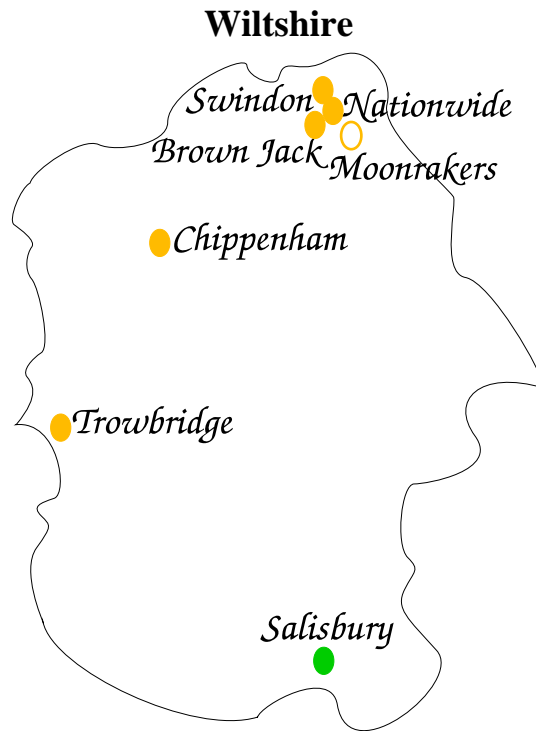
Division 3

Solihull C	14	9	2	3	20
Olton C	14	8	2	4	18
Kenilworth C	14	6	5	3	17
Chipping Campden	14	4	7	3	15
Daventry B	14	7	1	6	15
Leamington C	14	5	4	5	14
Nuneaton	14	4	0	7	8
Rugby	14	2	1	11	5

Division 4

Solihull D	16	14	1	1	29
Solihull E	16	11	3	2	25
Daventry C	16	10	1	5	21
Stratford E	16	9	1	6	19
Banbury C	16	7	3	6	17
Stratford D	16	6	3	7	15
Leamington D	16	5	1	10	11
Kenilworth D	16	1	2	13	4
Solihull F	16	0	3	13	3

Divisions one and two are contested over 4 boards, three and four over 3, with games subject to a quickplay finish.



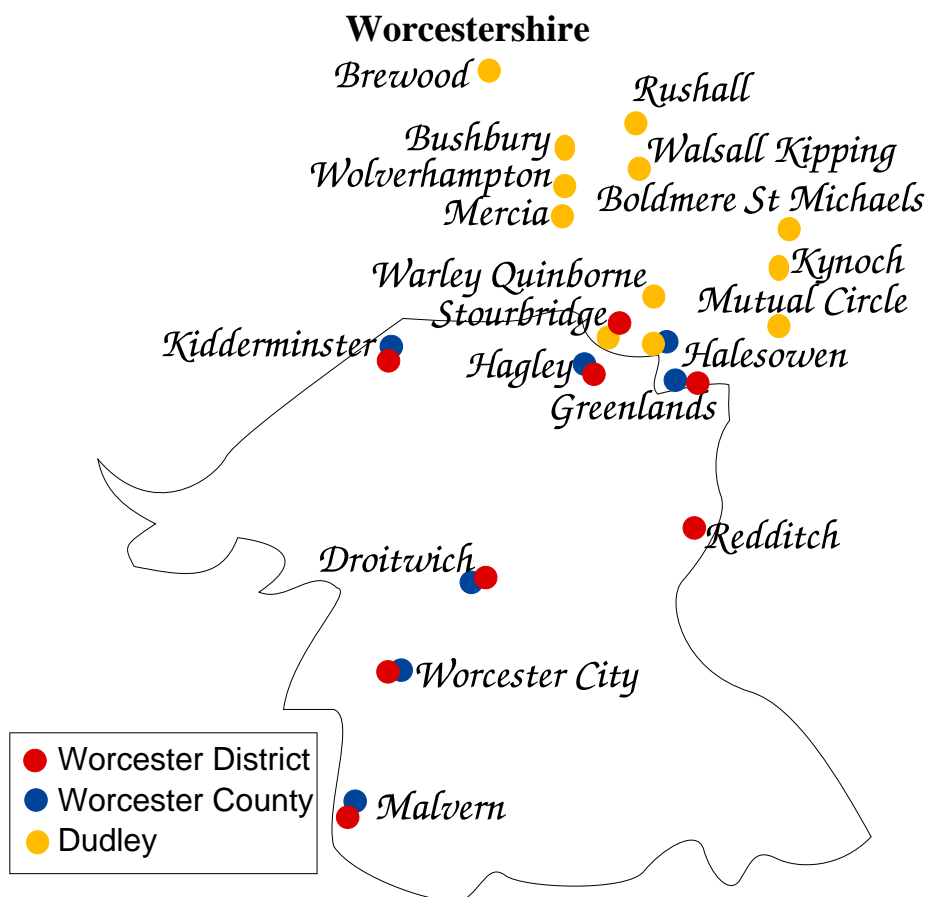
Major

Brown Jack	6	4	0	2	8
Nationwide	6	1	2	3	4
Trowbridge	6	2	2	2	6
Swindon	6	2	2	2	6

Minor U146

Trowbridge	8	2	2	4	6
Swindon B	8	0	3	5	3
Swindon C	8	2	3	3	7
Swindon A	8	6	1	1	13
Chippenham	8	4	3	1	11

Both divisions are for teams of four and employ quickplay finishes.



County

Division 1

Malvern	8	8	0	0	16
Worcester City	8	5	0	3	10
Hagley	7	3	1	3	7
Halesowen I	7	2	0	5	4
Kidderminster I	8	0	1	7	1

Division 2

Halesowen II	6	5	1	0	11
Kidderminster II	6	3	0	3	6
Greenlands	6	1	2	3	4
Droitwich	6	1	1	4	3

Division one contested over 6 boards, two over 5, with games being completed by adjournment unless players agree to adjudication.

District

Division 1

Kidderminster Knights	8	6	0	2	15
Worcester Bishops	8	4	3	1	10
Redditch A	8	3	2	3	10
Malvern	8	4	0	4	8
Kidderminster Pawns	8	0	1	7	2

Division 2

Worcester Pawns	6	6	0	0	12
Droitwich	6	4	0	2	8
Kidderminster Rooks	5	4	0	1	8
Greenlands	6	3	0	3	6
Redditch B	6	2	0	4	4
Hagley	5	1	0	4	2
Stourbridge	6	0	0	6	0

Matches are played over 4 boards with games subject to a quickplay finish.

Dudley League

Division 1 U176

Warley Quinborne	6	5	0	1	10
Stourbridge	6	4	0	2	8
Rushall	6	3	0	3	6
Halesowen	6	0	0	6	0

Division 2 U141

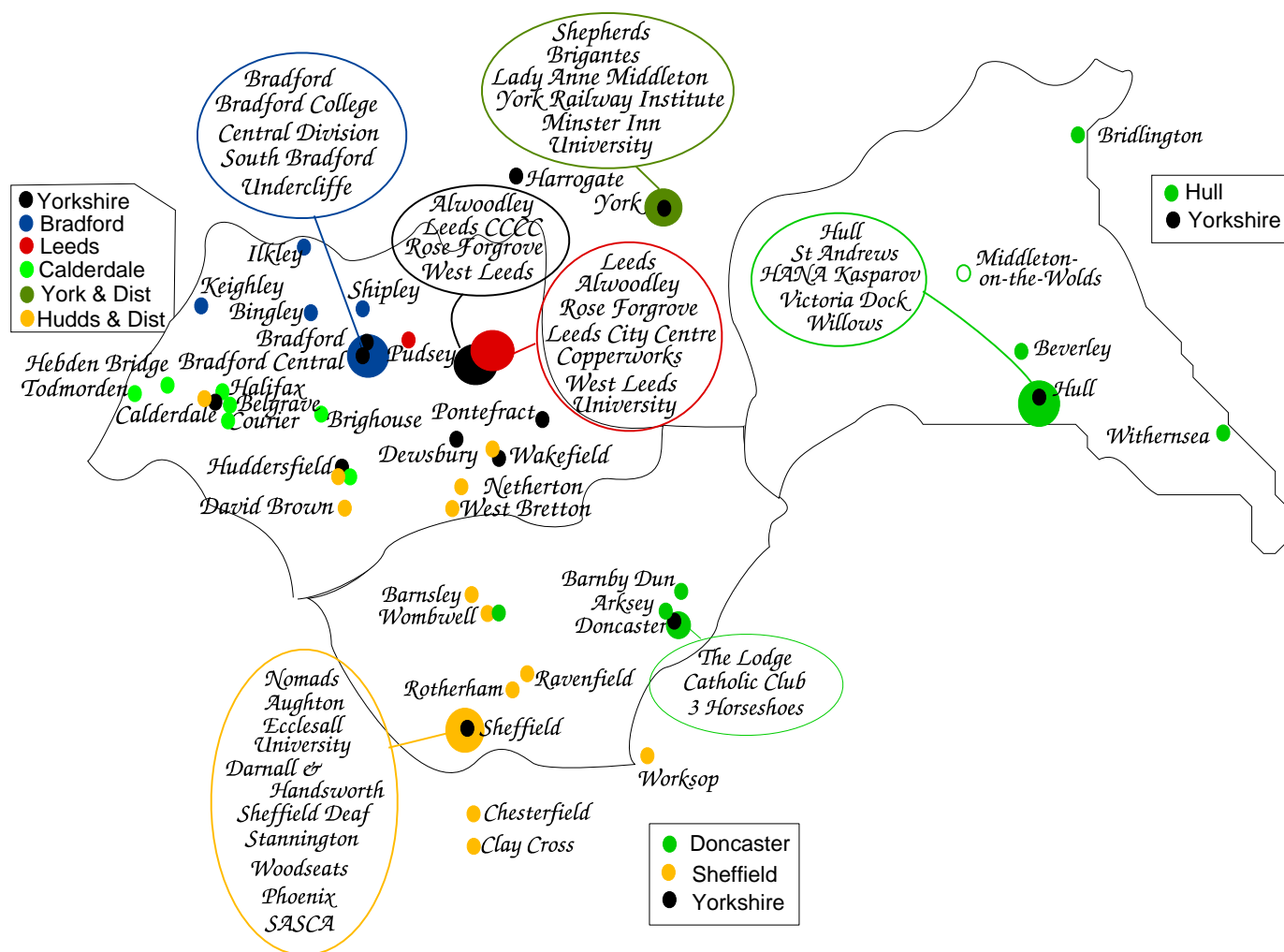
Wolverhampton	6	5	1	0	11
Mutual Circle	6	3	3	0	9
Warley Quinborne	6	3	1	2	7
Boldmere	6	3	1	2	7
Rushall	6	1	2	3	4
Halesowen	6	1	2	3	4
Bushbury	6	0	0	5	0

Division 3 U116

Bushbury	8	7	0	1	14
Halesowen	8	5	1	2	11
Wolverhampton	8	4	2	2	10
Walsall Kipping	8	4	0	4	8
Warley Quinborne	8	3	2	3	8
Stourbridge	8	3	1	4	7
Brewood	8	3	1	4	7
Kynoch	8	1	3	4	5
Mercia	8	0	2	6	2

Matches are for teams of four and employ quickplay finishes.

Yorkshire



Calderdale

Division 1

Halifax A	14	10	1	3	21
Courier A	14	9	1	4	19
Huddersfield	14	9	1	4	19
Todmorden A	14	9	0	5	18
Hebden Bridge A	14	7	2	5	16
Todmorden B	14	3	3	8	9
Brighouse	14	3	0	11	6
Hebden Bridge B	14	1	2	11	4

Division 2

Belgrave	12	10	1	1	21
Halifax B	12	9	1	2	19
Todmorden C	12	8	0	4	16
Halifax C	12	5	0	7	10
Hebden Bridge C	12	4	1	7	9
Courier B	12	3	1	8	7
Hebden Bridge D	12	1	0	11	2

Matches are played over 5 boards

Bradford

Division 1

Undercliffe B	12	7	2	3	16
Bradford Knights	12	6	2	4	14
Ilkley A	12	7	0	5	14
S Bradford A	12	4	4	4	12
Bingley Bees A	12	4	2	6	10
Bradford 160	12	3	4	5	10
Undercliffe A	12	3	2	7	8

Division 2

College Grads	14	11	0	3	22
Keighley	14	10	1	3	21
Ilkley B	14	8	3	3	19
Shipley	14	7	1	6	15
Ilkley C	14	7	1	6	15
Central Laners	14	7	0	7	14
Enigma	14	2	0	12	4
Undercliffe C	14	1	0	13	2

Division 3

Bradford Destroyer	14	12	1	1	25
South Bradford B	14	8	2	4	18
Bradford Spitfires	14	7	1	6	15
Legion of Damned	14	7	1	6	15
College Unders	13	6	2	5	14
Bingley Bees B	14	6	0	8	12
Central Outcasts	13	4	1	8	9
Keighley B	14	0	2	12	2

All divisions are for teams of six, with quickplay finishes used unless captains agree adjudication for unfinished games.

Doncaster

Wombwell	10	9	1	0	19
3 Horseshoes	10	5	2	3	12
Barnby Dun	10	5	2	3	12
Catholic Club	10	3	3	4	9
Arksey	10	2	0	8	4
Lodge	10	2	0	8	4

Matches are for teams of 5.

Huddersfield

Watkinson

Neth/West 1	10	9	0	1	18
Hudd Knights	10	7	1	2	15
Wakefield	10	4	2	4	10
David Browns	10	4	0	6	8
Neth/West 2	10	2	1	7	5
Hudd Bishops	10	2	0	8	4

Matches are contested over 6 boards.

Harrogate

Archbishops	4	4	0	0	8
HC Renegades	4	3	0	1	6
Woodshifters	3	0	1	2	1
Ilkley	3	0	1	2	1
K.O.S.T.	2	0	0	2	0

Matches are for teams of 4.

Hull

Division 1

St Andrews A	10	6	4	0	16
Hull C	10	4	4	2	12
Beverley A	10	5	2	3	12
Hull E	10	4	2	4	10
Victoria Dock	10	2	3	5	7
Hull D	10	1	1	8	3

Division 2

Willows A	12	11	1	0	23
Willows B	12	5	1	6	11
Beverley B	12	5	1	6	11
St Andrews B	12	4	0	8	8
Hull G	12	3	1	8	7

4 board Division 1

St Andrews B	14	8	1	5	17
Hull F	14	7	2	5	16
Beverley Redsox	14	7	1	6	15
Withernsea	14	5	3	6	13
St Andrews C	14	5	3	6	13
Beverley C	14	6	1	7	13
Victoria Dock	14	5	3	6	13
Willows A	14	5	2	7	12

4 board Division 2

Bridlington A	12	7	2	3	16
HANA Kasparov	12	6	3	3	15
Hull B	12	6	1	5	13
Hull X	12	4	3	5	11
St Andrews D	12	4	2	6	10
Willows B	12	4	2	6	10
Bridlington B	12	4	1	7	9

Main divisions are for teams of 6.

Leeds

Division 1

Leeds CCCC A	16	12	0	4	24
Pudsey A	16	11	2	3	24
Alwoodley A	16	8	4	4	20
Rose Forgrove A	16	9	2	5	20
Copperworks A	16	8	2	6	18
University	16	10	2	4	16
Alwoodley B	16	5	2	9	12
Rose Forgrove C	16	2	0	14	4
Pudsey B	16	0	0	16	0

Division 2

Rose Forgrove B	16	13	2	1	28
LeedsCCCC B	16	12	2	2	26
Copperworks B	16	11	2	3	24
Alwoodley C	16	8	1	7	17
West Leeds	16	8	1	7	12
Leeds A	16	5	4	7	12
Rose Forgrove D	16	5	1	10	11
Leeds B	16	2	1	13	5
Rose Forgrove E	16	0	1	15	0

Matches are teams of 5 and employ quickplay finishes.

York

Division 1

Cavaliers	14	8	4	2	20
University 1	14	8	3	3	19
Minster Inn 2	14	8	2	4	18
Lady Anne 1	14	7	3	4	17
Shepherds 1	14	5	5	4	15
Minster Inn 1	14	3	4	7	10
Scarbro Castles	14	3	3	8	9
Lady Anne 2	14	2	0	12	4

Division 2

Kings	14	10	2	2	22
Super Knights	14	8	6	0	22
Uni Knights	14	8	2	4	18
Shepherds 2	14	8	1	5	17
Apprentices	14	7	1	6	15
Shepherds 3	14	2	3	9	7
Uni Bishops	14	3	1	10	7
Brigantes	14	2	0	12	4

Matches are for teams of six.

Sheffield

Division 1

Nomads A	14	12	0	2	24
Ecclesall A	14	10	2	2	22
Chesterfield A	14	7	2	5	16
Barnsley A	14	6	0	8	12
Woodseats A	14	5	2	7	10
SASCA RJ A	14	4	2	8	10
Phoenix A	14	3	2	9	8
Nomads B	14	4	0	10	8

Division 2

Nomads C	16	11	3	2	25
Stannington A	16	10	0	6	20
Worksop A	16	9	1	6	19
Chesterfield B	16	7	4	5	18
Aughton A	16	6	4	6	16
Phoenix B	16	5	4	7	14
Clay Cross A	16	6	2	8	14
Rotherham A	16	4	5	7	13
Wombwell	16	1	3	12	5

Division 3

SASCA RJ B	16	10	3	3	23
University A	16	10	4	2	22
Ecclesall B	16	8	2	6	18
Ecclesall C	16	9	0	7	18
Barnsley B	16	8	1	7	17
Woodseats B	16	6	3	7	15
SASCA RJ C	16	6	2	8	14
Stannington B	16	5	4	7	14
Aughton B	16	0	1	15	1

Division 4

Stannington C	14	10	0	4	20
Darnall & H	14	8	3	3	19
SASCA RJ D	14	6	2	6	14
Rotherham B	13	6	2	5	14
Worksop B	14	5	2	7	12
Nomads D	13	5	2	6	12
Clay Cross B	14	5	1	8	11
Barnsley C	14	4	0	10	8

Division 5

University B	14	11	2	1	24
Woodseats C	14	9	4	1	22
Nomads E	14	7	2	5	16
Sheffield Deaf	14	5	4	5	14
Ecclesall D	14	5	1	8	11
Chesterfield C	14	4	1	9	9
Ravenfield B	14	2	5	7	9
SASCA E	14	3	1	10	7

Division one is for teams of 8, two to four for teams of 6, five and six for teams of 4, with games subject to a quickplay finish.

Yorkshire County

Division 1

Bradford A	11	11	0	0	22
York RI A	11	10	0	1	20
Sheffield A	11	9	0	2	18
York RI B	11	6	1	4	13
Rose Forgrove A	11	5	2	4	12
Calderdale A	11	5	1	5	11
Huddersfield	11	4	2	5	10
Hull DCA A	11	3	3	5	9
Sheffield D	11	2	3	6	7
Harrogate A	11	1	3	7	5
Bradford Central	11	2	1	8	5
Alwoodley A	11	0	0	11	0

Division 2

Leeds CCCC	11	10	1	0	21
Sheffield B	11	7	2	2	16
Bradford B	11	6	3	2	15
Doncaster	11	6	1	4	13
Wakefield A	11	5	1	5	11
Rose Forgrove B	11	5	1	5	11
Sheffield E	11	5	0	6	10
Calderdale B	11	5	0	6	10
Hull DCA B	11	4	2	5	10
York RI C	11	4	1	6	9
Harrogate B	11	3	0	8	6
York RI D	11	0	0	11	0

Division 3

Pontefract	12	7	3	2	17
Sheffield F	12	6	4	2	16
Dewsbury	12	7	1	4	15
Bradford C	12	5	2	5	12
Wakefield B	12	5	0	7	10
West Leeds	12	2	3	7	7
Harrogate C	12	3	1	8	7

Sunderland Cup mostly U140

Alwoodly	3	1	1	1	8
Hull	3	1	1	1	6½
Harrogate	3	1	0	2	7½
Bradford	3	0	0	3	2

Teams of 4, quickplay finish, each round of marches played at a single venue.

Main divisions are for teams of 8, with games completed by a quickplay finish.